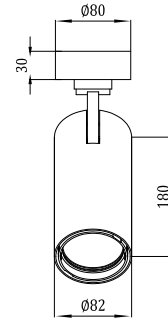


Pro Series

RL052-20W

Reflector



Technical Parameters:

Name	Parameters
Light source:	COB
Input Voltage:	AC220~240V 50/60Hz
LED Current:	500mA, 35-37V
Rated life:	0>50,000 hours
Operating temperature:	-20℃~40℃
Storage temperature:	
Certificate:	CE/RoHS
Weight:	0.85KG

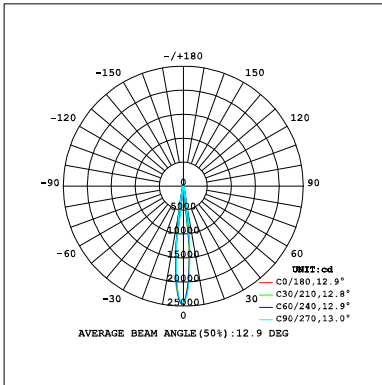
Ordering Information:

○ White ● Black

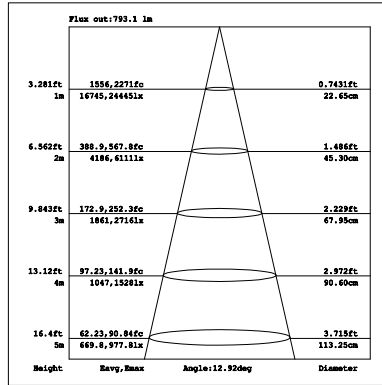
Power	CRI	Beam Angle	Luminous	CCT	Housing	Part Number
20W	>80	▲ 12°	2090 lm	3000K	○	RL052-20W-830-W-12
					●	RL052-20W-830-B-12
		2120 lm	4000K	○	RL052-20W-840-W-12	
					●	RL052-20W-840-B-12
		▲ 24°	2280 lm	3000K	○	RL052-20W-830-W-24
					●	RL052-20W-830-B-24
	2320 lm	4000K	○	RL052-20W-840-W-24		
				●	RL052-20W-840-B-24	
	▲ 45°	2300 lm	3000K	○	RL052-20W-830-W-45	
				●	RL052-20W-830-B-45	
	2270 lm	4000K	○	RL052-20W-840-W-45		
				●	RL052-20W-840-B-45	
>90	▲ 12°	1780 lm	3000K	○	RL052-20W-930-W-12	
				●	RL052-20W-930-B-12	
		1890 lm	4000K	○	RL052-20W-940-W-12	
				●	RL052-20W-940-B-12	
		▲ 24°	1930 lm	3000K	○	RL052-20W-930-W-24
					●	RL052-20W-930-B-24
	2040 lm	4000K	○	RL052-20W-940-W-24		
			●	RL052-20W-940-B-24		
	▲ 45°	1930 lm	3000K	○	RL052-20W-930-W-45	
				●	RL052-20W-930-B-45	
	2070 lm	4000K	○	RL052-20W-940-W-45		
			●	RL052-20W-940-B-45		

Technical Data test pattern

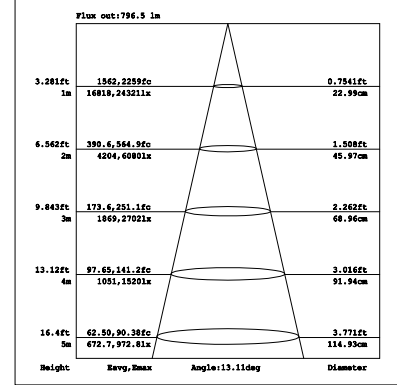
CRI80 12°



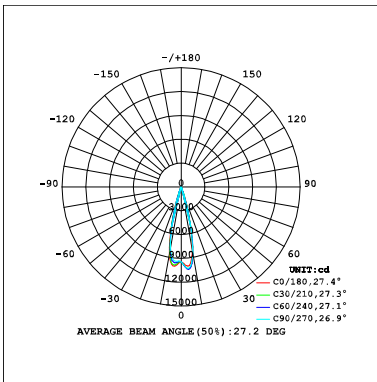
3000K



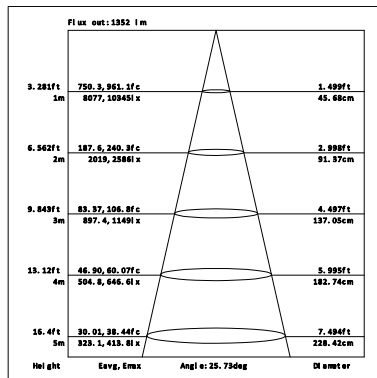
4000K



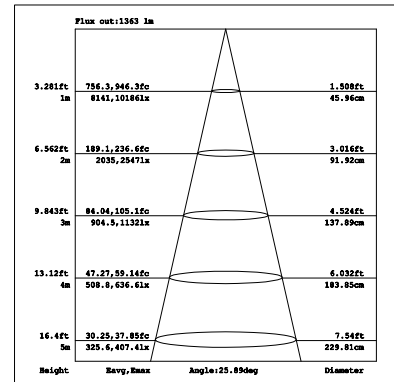
CRI80 24°



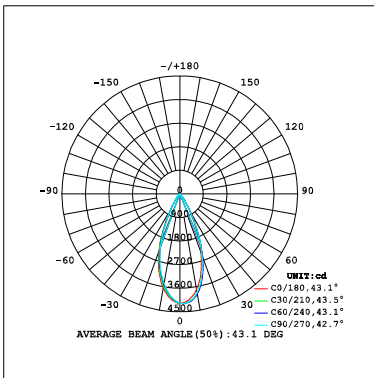
3000K



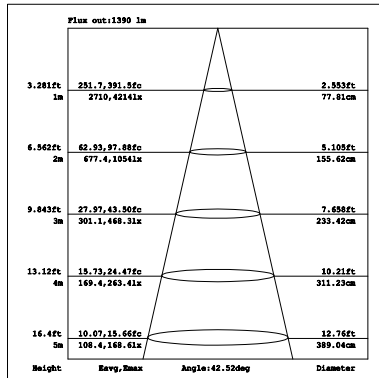
4000K



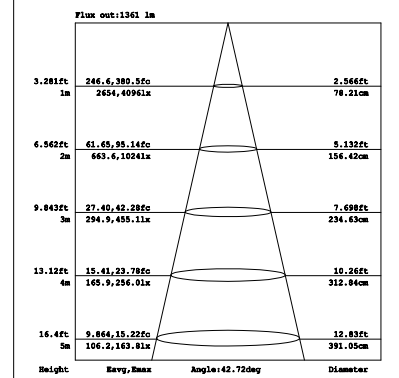
CRI80 45°



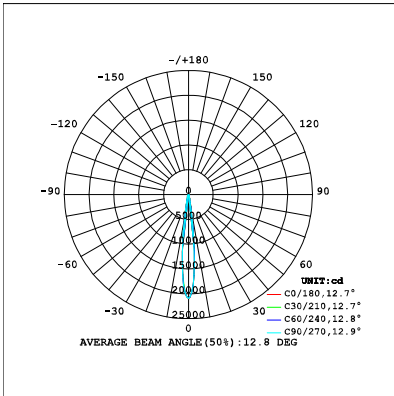
3000K



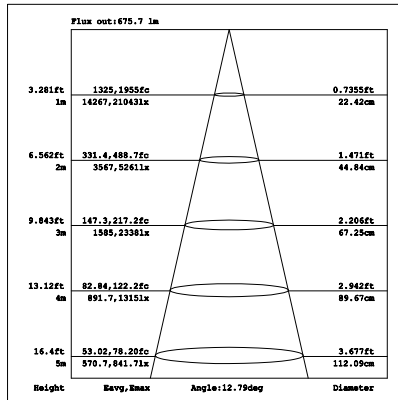
4000K



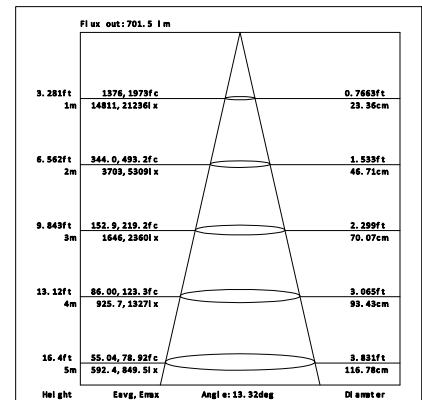
CRI90 12°



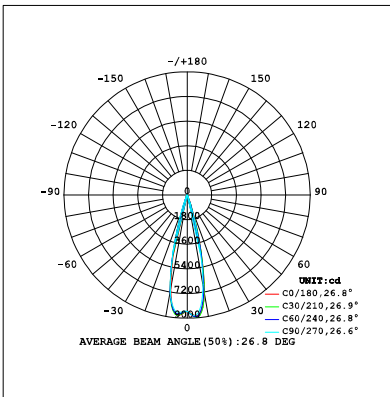
3000K



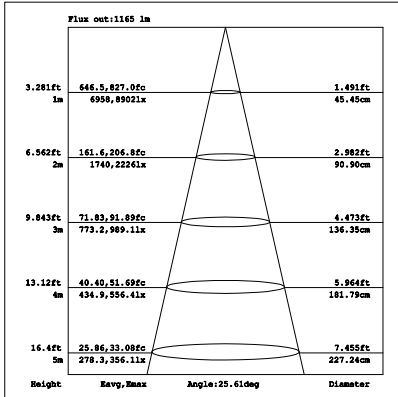
4000K



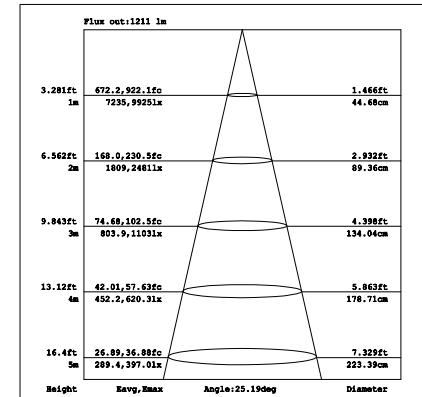
CRI90 24°



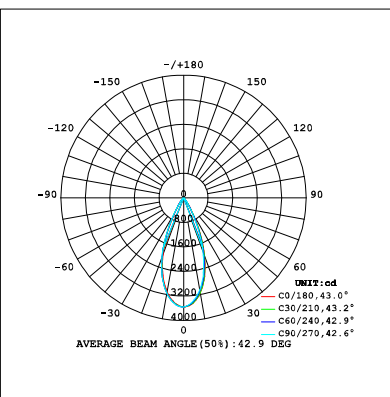
3000K



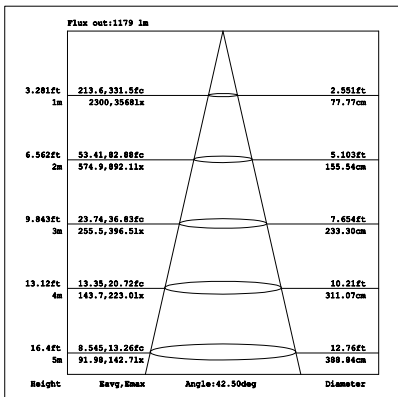
4000K



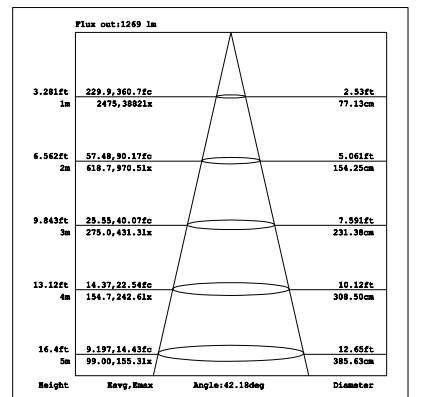
CRI90 45°



3000K



4000K



Installation instruction

