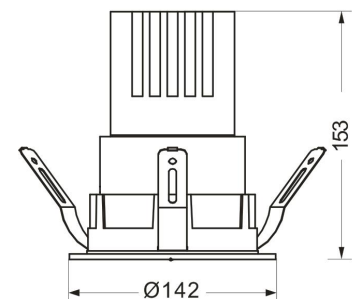


Edge Series

BL49-30W

Technical Parameters:

Name	Parameters
Light source:	COB
Input Voltage:	AC220~240V 50/60Hz
Current:	700mA
Rated life:	>50,000 hours
Operating temperature:	-20°C~40°C
Storage temperature:	-30°C~60°C
Certificate:	CE/RoHS
Weight:	
Package(mm):	



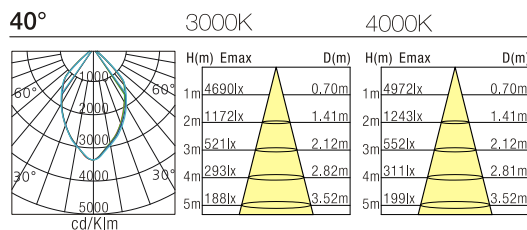
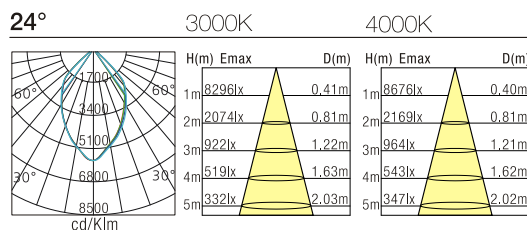
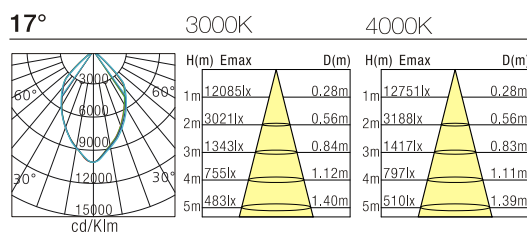
Ordering Information:

Power	CRI	Beam Angle	Luminous	CCT	Housing	Part Number
30W	>90	▲ 17°	1659 lm	3000K	○	BL491-30W-930-W-17
			1722 lm	4000K	○	BL491-30W-940-W-17
		▲ 24°	1650 lm	3000K	○	BL491-30W-930-W-24
			1722 lm	4000K	○	BL491-30W-940-W-24
		▲ 40°	1758 lm	3000K	○	BL491-30W-930-W-40
			1863 lm	4000K	○	BL491-30W-940-W-40

○ White+ Gray

Technical Data test pattern

30W	CRI>90	
	LED	Luminaire
Power	18.4W	28W
Current	540mA	700mA
Flux		1758lm 1863lm
CCT	3000K 4000K	3000K 4000K
Color tolerance		
Service life	>50000Hrs	>50000Hrs
Beam Angle	120°	17°/24°/40°
Typical Efficiency		>85%
Efficacy(lm/W)		62 67



Product naming system

