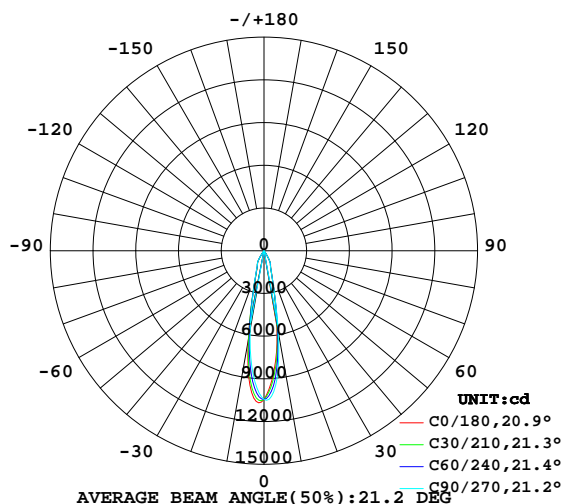


LUMINAIRE PHOTOMETRIC TEST REPORT

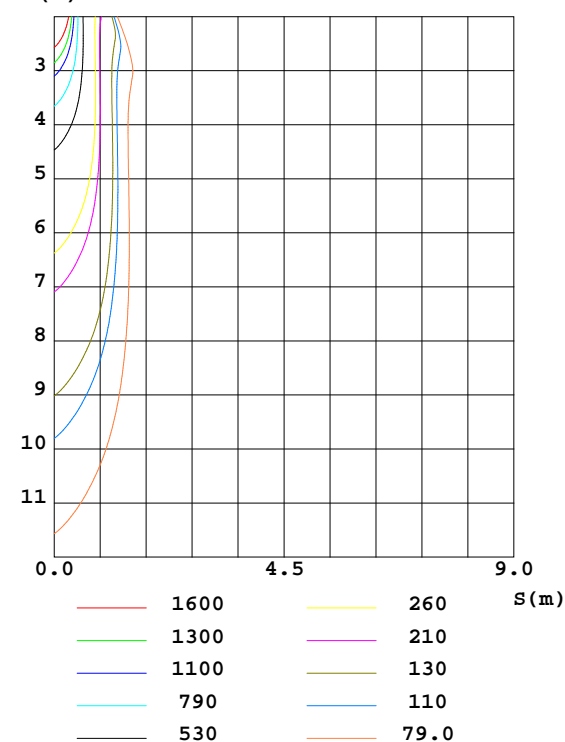
Test:U:226.6V I:0.1260A P:27.50W PF:0.9600 Lamp Flux:2392.34x1 lm		
NAME:	TYPE:	WEIGHT:
DIM.:	SPEC.:	SERIAL No.:
MFR.: Rayconn	SUR.:	PROTECTION ANGLE:

DATA OF LAMP		PHOTOMETRIC DATA Eff: 86.99 lm/W			
MODEL	TL31-30W-930-W-20	Imax(cd)	10752	S/MH(C0/180)	0.34
NOMINAL POWER(W)	28	LOR(%)	100.0	S/MH(C90/270)	0.36
RATED VOLTAGE(V)	226	TOTAL FLUX(lm)	2392.3	η UP,DN(C0-180)	1.3,48.1
NOMINAL FLUX(lm)	2392.34	CIE CLASS	DIRECT	η UP,DN(C180-360)	1.4,49.3
LAMPS INSIDE	1	η up(%)	2.6	CIBSE SHR NOM	0.00
TEST VOLTAGE(V)	226.6	η down(%)	97.4	CIBSE SHR MAX	1.00

LUMINOUS INTENSITY DISTRIBUTION DIAGRAM



C0 PLANE ISOLUX DIAGRAM (UNIT:lx)



C Range: 0 - 360DEG
 C Interval: 15.0DEG
 Test Speed: HIGH
 Temperature:25.3DEG
 Operators:ZhangXiao
 Test Date:2016-08-15

γ Range: 0 - 180DEG
 γ Interval: 1.0DEG
 Test System:EVERFINE GO-2000B_V1 SYSTEM V2.0.265
 Humidity:65.0%
 Test Distance:6.590m [K=1.0000]
 Remarks:

ZONAL FLUX DIAGRAM

ZONAL FLUX DIAGRAM:

γ	C0	C45	C90	C135	C180	C225	C270	C315	γ	Φ zone	Φ total	$\%lum, lamp$
10	518.9	552.6	580.9	630.3	640.2	595.3	559.9	526.6	0- 10	763.0	763.0	31.9,31.9
20	148.6	148.2	145.2	150.6	155.4	156.5	163.7	162.6	10- 20	802.7	1566	65.4,65.4
30	71.59	71.46	73.35	79.13	81.10	81.47	81.65	75.77	20- 30	512.7	2078	86.9,86.9
40	6.224	6.219	6.624	6.662	6.994	7.030	7.050	6.839	30- 40	177.1	2256	94.3,94.3
50	2.210	2.206	2.292	2.240	2.284	2.193	2.287	2.273	40- 50	29.00	2285	95.5,95.5
60	1.428	1.458	1.470	1.476	1.453	1.432	1.442	1.421	50- 60	15.77	2300	96.2,96.2
70	1.061	1.071	1.090	1.107	1.079	1.074	1.074	1.056	60- 70	12.51	2313	96.7,96.7
80	0.7471	0.7465	0.7506	0.7569	0.7526	0.7548	0.7610	0.7636	70- 80	9.575	2322	97.1,97.1
90	0.4607	0.4635	0.4685	0.5114	0.5621	0.5644	0.5672	0.5804	80- 90	6.879	2329	97.4,97.4
100	0.3796	0.3800	0.3804	0.3935	0.5817	0.5831	0.5829	0.5949	90-100	5.402	2335	97.6,97.6
110	0.4984	0.5001	0.4985	0.4907	0.6402	0.6420	0.6414	0.6454	100-110	5.462	2340	97.8,97.8
120	0.6751	0.6803	0.6845	0.6750	0.7734	0.7719	0.7697	0.7795	110-120	6.353	2346	98.1,98.1
130	1.076	1.073	1.068	1.037	1.103	1.108	1.110	1.141	120-130	7.886	2354	98.4,98.4
140	1.588	1.591	1.594	1.569	1.590	1.592	1.589	1.618	130-140	10.38	2365	98.8,98.8
150	1.870	1.875	1.884	1.870	1.888	1.889	1.884	1.901	140-150	11.01	2376	99.3,99.3
160	1.987	1.988	1.988	1.987	1.996	1.999	2.000	2.009	150-160	8.996	2385	99.7,99.7
170	1.977	1.983	1.985	2.001	2.008	2.009	2.012	2.018	160-170	5.705	2390	99.9,99.9
180	1.911	1.921	1.923	1.924	1.916	1.920	1.925	1.924	170-180	1.868	2392	100,100
DEG	LUMINOUS INTENSITY:×10cd									UNIT:lm		

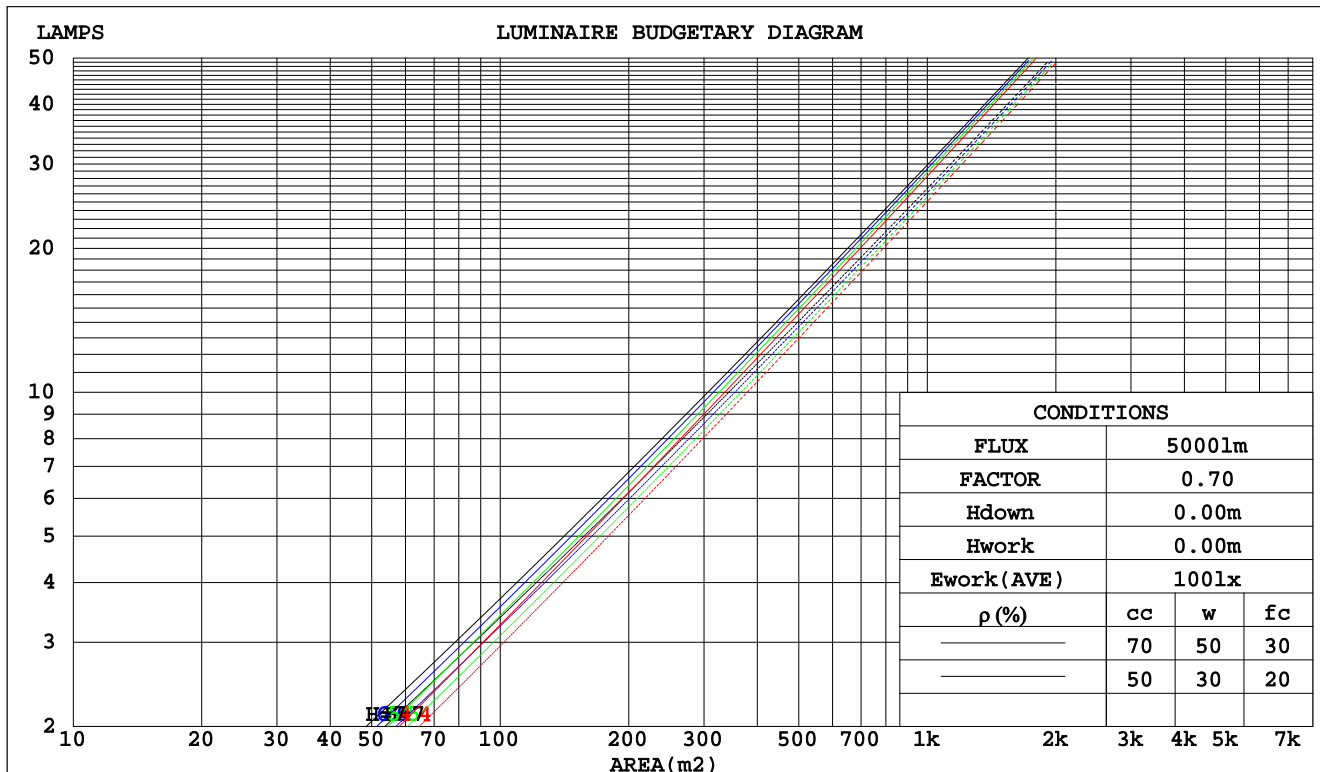
C Range: 0 - 360DEG
C Interval: 15.0DEG
Test Speed: HIGH
Temperature:25.3DEG
Operators:ZhangXiao
Test Date:2016-08-15

γ Range: 0 - 180DEG
 γ Interval: 1.0DEG
 γ Test System:EVERFINE GO-2000B_V1 SYSTEM V2.0.265
Humidity:65.0%
Test Distance:6.590m [K=1.0000]
Remarks:

CU AND LUMINAIRE BUDGETARY ESTIMATE DIAGRAM

Test:U:226.6V I:0.1260A P:27.50W PF:0.9600 Lamp Flux:2392.34x1 lm		
NAME:	TYPE:	WEIGHT:
DIM.:	SPEC.:	SERIAL No.:
MFR.: Rayconn	SUR.:	PROTECTION ANGLE:

pcc	80%			70%			50%			30%			10%			0
pw	50%	30%	10%	50%	30%	10%	50%	30%	10%	50%	30%	10%	50%	30%	10%	0
pfc	20%			20%			20%			20%			20%			0
RCR	Coefficients of Utilization(CU)															
0.0	1.18	1.18	1.18	1.15	1.15	1.15	1.10	1.10	1.10	1.04	1.04	1.04	.00	.00	.00	.97
1.0	1.11	1.09	1.07	1.09	1.07	1.05	1.04	1.03	1.02	1.00	.99	.98	.97	.96	.95	.93
2.0	1.05	1.02	.99	1.03	1.00	.98	.00	.97	.95	.97	.95	.93	.94	.92	.91	.89
3.0	1.00	.96	.93	.99	.95	.92	.96	.93	.90	.93	.91	.88	.91	.89	.87	.85
4.0	.95	.91	.88	.94	.90	.87	.92	.88	.86	.90	.87	.85	.88	.85	.83	.82
5.0	.91	.87	.83	.90	.86	.83	.88	.85	.82	.87	.83	.81	.85	.82	.80	.79
6.0	.88	.83	.80	.87	.82	.79	.85	.81	.79	.84	.80	.78	.82	.79	.77	.76
7.0	.84	.80	.76	.84	.79	.76	.82	.78	.76	.81	.78	.75	.80	.77	.74	.73
8.0	.81	.77	.73	.81	.76	.73	.79	.76	.73	.78	.75	.72	.77	.74	.72	.71
9.0	.79	.74	.71	.78	.74	.71	.77	.73	.70	.76	.73	.70	.75	.72	.70	.69
10.0	.76	.71	.69	.75	.71	.68	.75	.71	.68	.74	.70	.68	.73	.70	.68	.67



C Range: 0 - 360DEG
C Interval: 15.0DEG
Test Speed: HIGH
Temperature:25.3DEG
Operators:ZhangXiao
Test Date:2016-08-15

γ Range: 0 - 180DEG
γ Interval: 1.0DEG
Test System:EVERFINE GO-2000B_V1 SYSTEM V2.0.265
Humidity:65.0%
Test Distance:6.590m [K=1.0000]
Remarks:

WEC AND CCEC

Test:U:226.6V I:0.1260A P:27.50W PF:0.9600 Lamp Flux:2392.34x1 lm					
NAME:		TYPE:		WEIGHT:	
DIM.:		SPEC.:		SERIAL No.:	
MFR.: Rayconn		SUR.:		PROTECTION ANGLE:	

pcc	80%			70%			50%			30%			10%			0
pw	50%	30%	10%	50%	30%	10%	50%	30%	10%	50%	30%	10%	50%	30%	10%	0
pfc	20%			20%			20%			20%			20%			0
RCR	RCR:Room Cavity Ratio						Wall Exitance Coefficients(WEC)									
0.0																
1.0	.154	.088	.028	.147	.084	.027	.133	.076	.024	.120	.069	.022	.108	.063	.020	
2.0	.143	.078	.024	.136	.075	.023	.125	.069	.022	.114	.064	.020	.104	.059	.019	
3.0	.133	.071	.021	.128	.068	.021	.118	.064	.019	.109	.059	.018	.100	.055	.017	
4.0	.125	.065	.019	.120	.063	.019	.112	.059	.018	.104	.056	.017	.096	.052	.016	
5.0	.117	.060	.017	.113	.058	.017	.106	.055	.016	.099	.052	.016	.093	.049	.015	
6.0	.111	.056	.016	.108	.054	.016	.101	.052	.015	.095	.049	.015	.089	.047	.014	
7.0	.105	.052	.015	.102	.051	.015	.097	.049	.014	.091	.047	.014	.086	.045	.013	
8.0	.100	.049	.014	.098	.048	.014	.092	.046	.013	.088	.044	.013	.083	.043	.012	
9.0	.096	.046	.013	.093	.045	.013	.089	.044	.012	.084	.042	.012	.080	.041	.012	
10.0	.092	.044	.012	.089	.043	.012	.085	.042	.012	.081	.040	.011	.078	.039	.011	

pcc	80%			70%			50%			30%			10%			0
pw	50%	30%	10%	50%	30%	10%	50%	30%	10%	50%	30%	10%	50%	30%	10%	0
pfc	20%			20%			20%			20%			20%			0
RCR	RCR:Room Cavity Ratio						Ceiling Cavity Exitance Coefficients(CCEC)									
0.0	.211	.211	.211	.180	.180	.180	.123	.123	.123	.071	.071	.071	.023	.023	.023	
1.0	.190	.178	.167	.162	.153	.144	.111	.105	.099	.064	.061	.058	.020	.020	.019	
2.0	.173	.153	.136	.148	.132	.118	.101	.091	.082	.058	.053	.048	.019	.017	.016	
3.0	.159	.134	.114	.136	.115	.099	.093	.080	.069	.054	.047	.041	.017	.015	.013	
4.0	.147	.119	.097	.126	.103	.085	.087	.072	.060	.050	.042	.035	.016	.014	.012	
5.0	.137	.107	.085	.117	.092	.074	.081	.065	.052	.047	.038	.031	.015	.012	.010	
6.0	.128	.097	.075	.110	.084	.065	.076	.059	.046	.044	.035	.027	.014	.011	.009	
7.0	.121	.089	.067	.104	.077	.058	.072	.054	.041	.042	.032	.025	.013	.010	.008	
8.0	.115	.082	.060	.099	.072	.053	.068	.050	.037	.040	.030	.022	.013	.010	.007	
9.0	.109	.077	.055	.094	.067	.048	.065	.047	.034	.038	.028	.020	.012	.009	.007	
10.0	.104	.072	.051	.090	.063	.045	.062	.044	.032	.036	.026	.019	.012	.009	.006	

C Range: 0 - 360DEG
C Interval: 15.0DEG
Test Speed: HIGH
Temperature:25.3DEG
Operators:ZhangXiao
Test Date:2016-08-15

γ Range: 0 - 180DEG
γ Interval: 1.0DEG
Test System:EVERFINE GO-2000B_V1 SYSTEM V2.0.265
Humidity:65.0%
Test Distance:6.590m [K=1.0000]
Remarks:

Uncorrected UGR Table

Test:U:226.6V I:0.1260A P:27.50W PF:0.9600 Lamp Flux:2392.34x1 lm											
NAME:					TYPE:			WEIGHT:			
DIM.:					SPEC.:			SERIAL No.:			
MFR.: Rayconn					SUR.:			PROTECTION ANGLE:			
ceiling/cavity	0.7	0.7	0.5	0.5	0.3	0.7	0.7	0.5	0.5	0.3	
walls	0.5	0.3	0.5	0.3	0.3	0.5	0.3	0.5	0.3	0.3	
working plane	0.2	0.2	0.2	0.2	0.2	0.2	0.2	0.2	0.2	0.2	
Room dimensions		Viewed crosswise					Viewed endwise				
x = 2H y = 2H		13.1	13.8	13.3	14.0	14.2	13.2	13.9	13.4	14.1	14.3
3H		13.3	14.0	13.6	14.2	14.5	13.5	14.1	13.7	14.4	14.6
4H		13.6	14.2	13.9	14.5	14.7	13.7	14.3	14.0	14.6	14.8
6H		13.9	14.5	14.3	14.8	15.1	14.0	14.6	14.4	14.9	15.2
8H		14.2	14.7	14.5	15.0	15.3	14.3	14.8	14.6	15.1	15.4
12H		14.5	15.0	14.8	15.3	15.6	14.5	15.1	14.9	15.4	15.7
4H 2H		13.0	13.6	13.3	13.9	14.1	13.1	13.8	13.4	14.0	14.3
3H		13.4	14.0	13.8	14.3	14.6	13.6	14.1	13.9	14.4	14.7
4H		13.8	14.3	14.2	14.7	15.0	13.9	14.4	14.3	14.8	15.1
6H		14.4	14.8	14.8	15.2	15.6	14.5	14.9	14.9	15.3	15.7
8H		14.7	15.2	15.2	15.6	16.0	14.8	15.2	15.3	15.6	16.1
12H		15.2	15.6	15.6	16.0	16.4	15.3	15.6	15.7	16.1	16.5
8H 4H		14.0	14.4	14.4	14.8	15.2	14.1	14.5	14.5	14.9	15.3
6H		14.7	15.1	15.2	15.5	16.0	14.8	15.1	15.3	15.6	16.0
8H		15.2	15.5	15.7	16.0	16.5	15.3	15.6	15.8	16.1	16.6
12H		15.9	16.1	16.4	16.6	17.2	15.9	16.2	16.4	16.7	17.2
12H 4H		14.0	14.4	14.4	14.8	15.2	14.1	14.4	14.5	14.9	15.3
6H		14.8	15.1	15.3	15.6	16.1	14.9	15.2	15.4	15.6	16.1
8H		15.4	15.7	15.9	16.1	16.7	15.5	15.7	16.0	16.2	16.7
Variations with the observer position at spacings:											
S = 1.0H		+ 0.7 / - 0.5					+ 0.7 / - 0.5				
1.5H		+ 1.4 / - 0.4					+ 1.4 / - 0.4				
2.0H		+ 0.2 / - 0.2					+ 0.2 / - 0.3				

CIE Pub.117 Corrected 2392 lm Total Lamp Luminous Flux.(8log(F/F0) = 3.0)

C Range: 0 - 360DEG
C Interval: 15.0DEG
Test Speed: HIGH
Temperature:25.3DEG
Operators:ZhangXiao
Test Date:2016-08-15

γ Range: 0 - 180DEG
γ Interval: 1.0DEG
Test System:EVERFINE GO-2000B_V1 SYSTEM V2.0.265
Humidity:65.0%
Test Distance:6.590m [K=1.0000]
Remarks:

UTILIZATION FACTORS TABLE

Test:U:226.6V I:0.1260A P:27.50W PF:0.9600 Lamp Flux:2392.34x1 lm		
NAME:	TYPE:	WEIGHT:
DIM.:	SPEC.:	SERIAL No.:
MFR.: Rayconn	SUR.:	PROTECTION ANGLE:

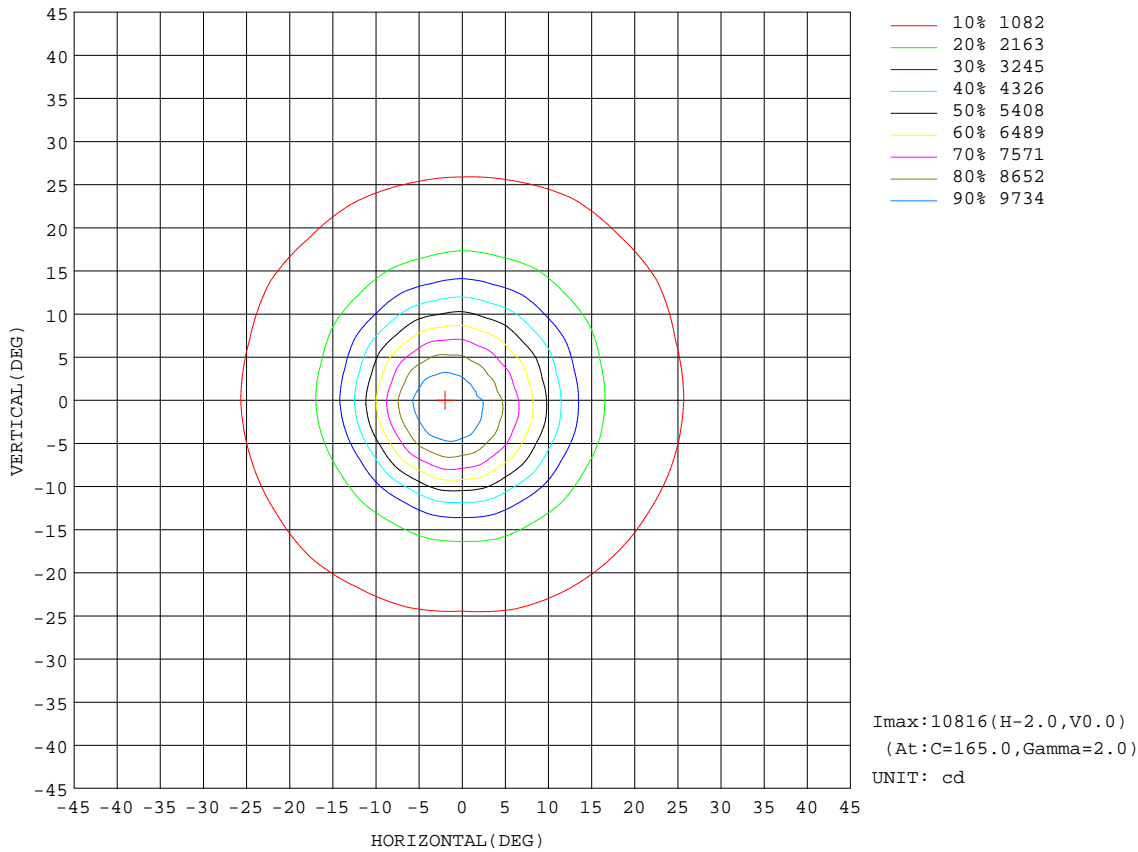
REFLECTANCE										
Ceiling	0.8	0.8	0.8	0.7	0.7	0.7	0.5	0.5	0.5	0
Walls	0.7	0.5	0.3	0.7	0.5	0.3	0.7	0.5	0.3	0
Working plane	0.2	0.2	0.2	0.2	0.2	0.2	0.2	0.2	0.2	0
ROOM INDEX	UTILIZATION FACTORS(PERCENT) $k(RI) \times RCR = 5$									
$k = 0.60$	88	82	78	87	82	78	87	81	78	75
0.80	95	90	86	94	89	86	93	88	85	82
1.00	99	94	90	98	93	90	96	93	89	85
1.25	103	98	94	102	97	94	99	96	93	89
1.50	105	101	98	104	100	97	102	98	96	91
2.00	108	104	101	106	103	100	103	100	98	92
2.50	110	106	103	108	104	102	104	102	100	93
3.00	111	108	105	109	106	104	105	103	101	94
4.00	113	110	108	111	109	107	107	105	103	96
5.00	114	112	110	112	110	109	108	106	105	97
ROOM INDEX	UF(total)									Direct
According to DIN EN 13032-2 2004			Suspended					SHRNOM = 1.25		

C Range: 0 - 360DEG
C Interval: 15.0DEG
Test Speed: HIGH
Temperature:25.3DEG
Operators:ZhangXiao
Test Date:2016-08-15

γ Range: 0 - 180DEG
 γ Interval: 1.0DEG
 γ Test System:EVERFINE GO-2000B_V1 SYSTEM V2.0.265
Humidity:65.0%
Test Distance:6.590m [K=1.0000]
Remarks:

ISOCANDELA DIAGRAM

Test:U:226.6V I:0.1260A P:27.50W PF:0.9600 Lamp Flux:2392.34x1 lm		
NAME:	TYPE:	WEIGHT:
DIM.:	SPEC.:	SERIAL No.:
MFR.: Rayconn	SUR.:	PROTECTION ANGLE:

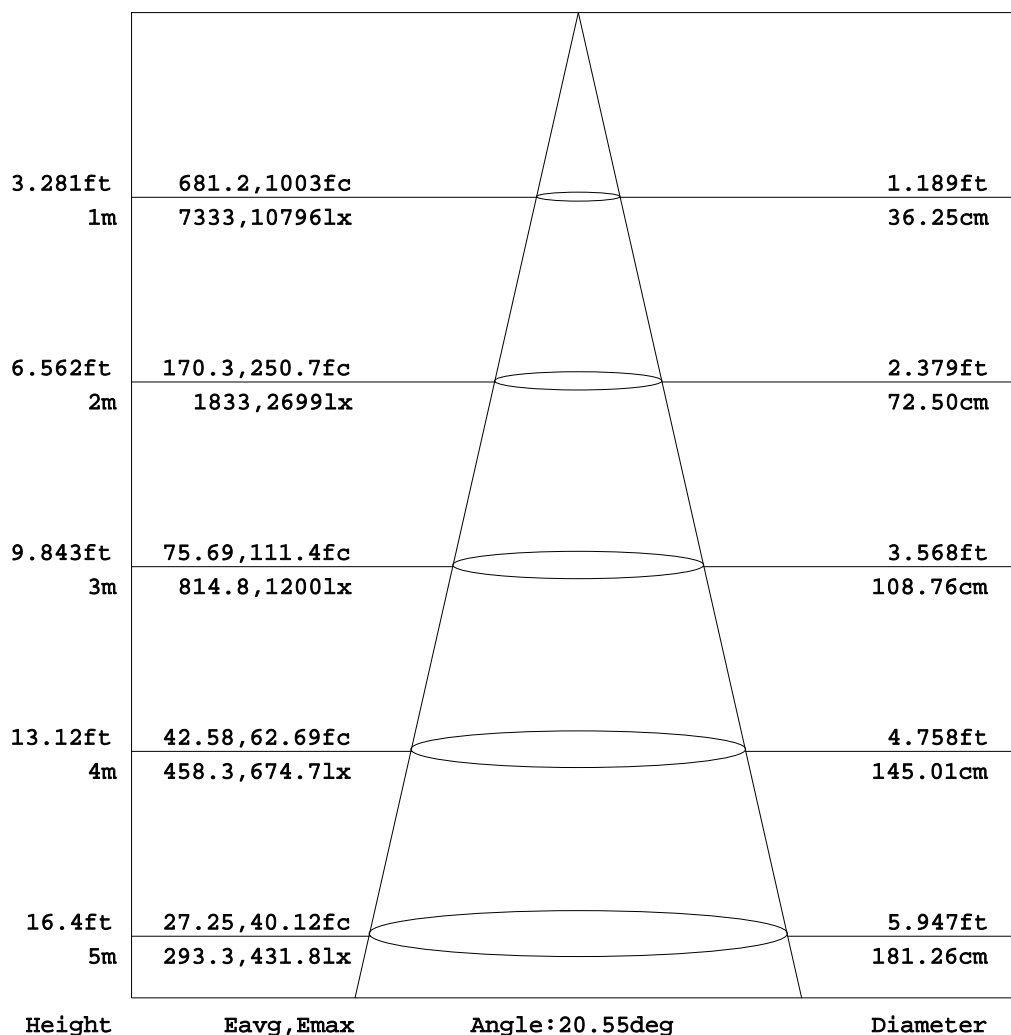


C Range: 0 - 360DEG	γ Range: 0 - 180DEG
C Interval: 15.0DEG	γ Interval: 1.0DEG
Test Speed: HIGH	Test System:EVERFINE GO-2000B_V1 SYSTEM V2.0.265
Temperature:25.3DEG	Humidity:65.0%
Operators:ZhangXiao	Test Distance:6.590m [K=1.0000]
Test Date:2016-08-15	Remarks:

AAI Figure

Test:U:226.6V I:0.1260A P:27.50W PF:0.9600 Lamp Flux:2392.34x1 lm		
NAME:	TYPE:	WEIGHT:
DIM.:	SPEC.:	SERIAL No.:
MFR.: Rayconn	SUR.:	PROTECTION ANGLE:

Flux out:870.4 lm



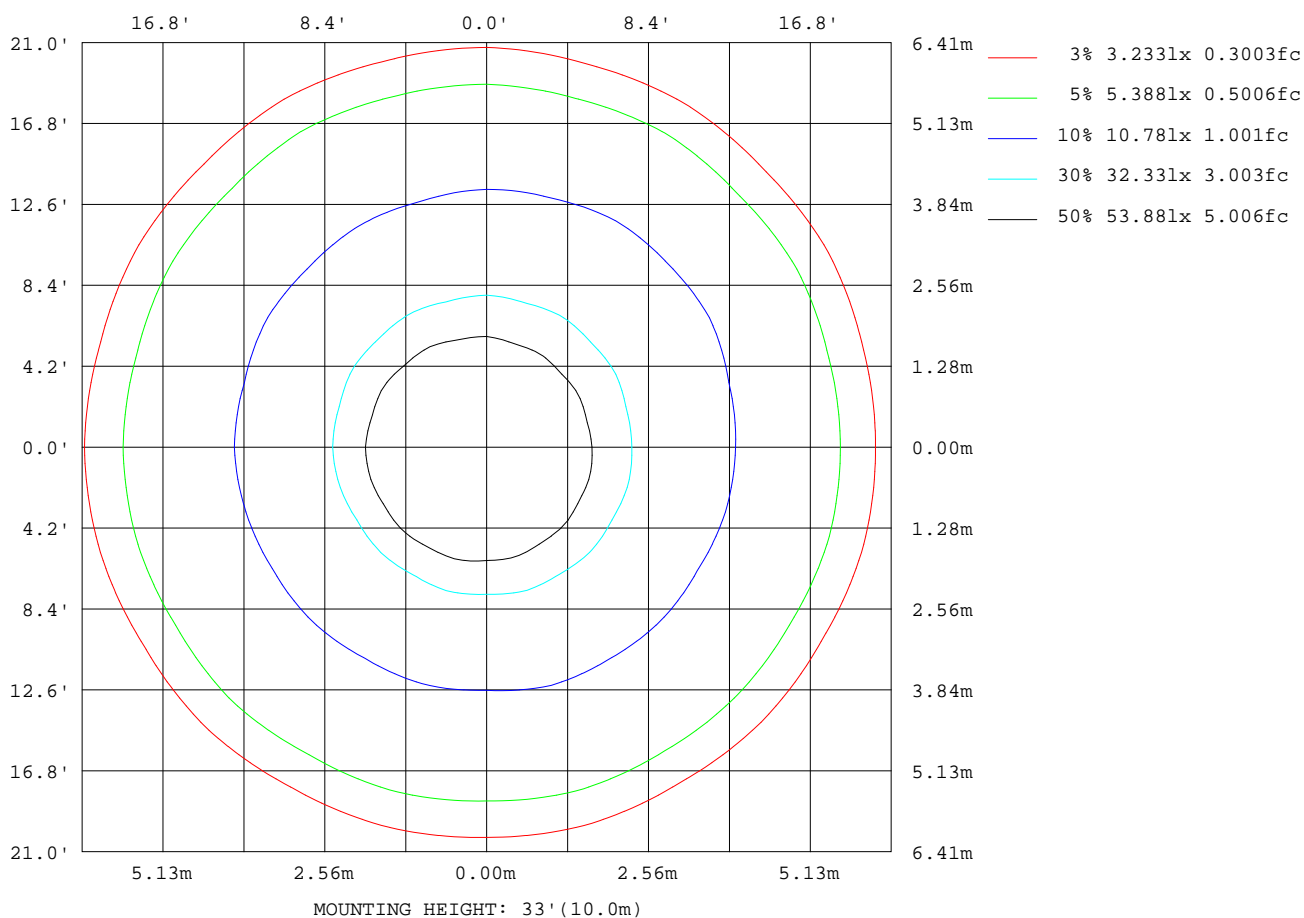
Note: The Curves indicate the illuminated area and the average illumination when the luminaire is at different distance.

C Range: 0 - 360DEG
C Interval: 15.0DEG
Test Speed: HIGH
Temperature: 25.3DEG
Operators: ZhangXiao
Test Date: 2016-08-15

γ Range: 0 - 180DEG
γ Interval: 1.0DEG
Test System: EVERFINE GO-2000B_V1 SYSTEM V2.0.265
Humidity: 65.0%
Test Distance: 6.590m [K=1.0000]
Remarks:

ISOLUX DIAGRAM

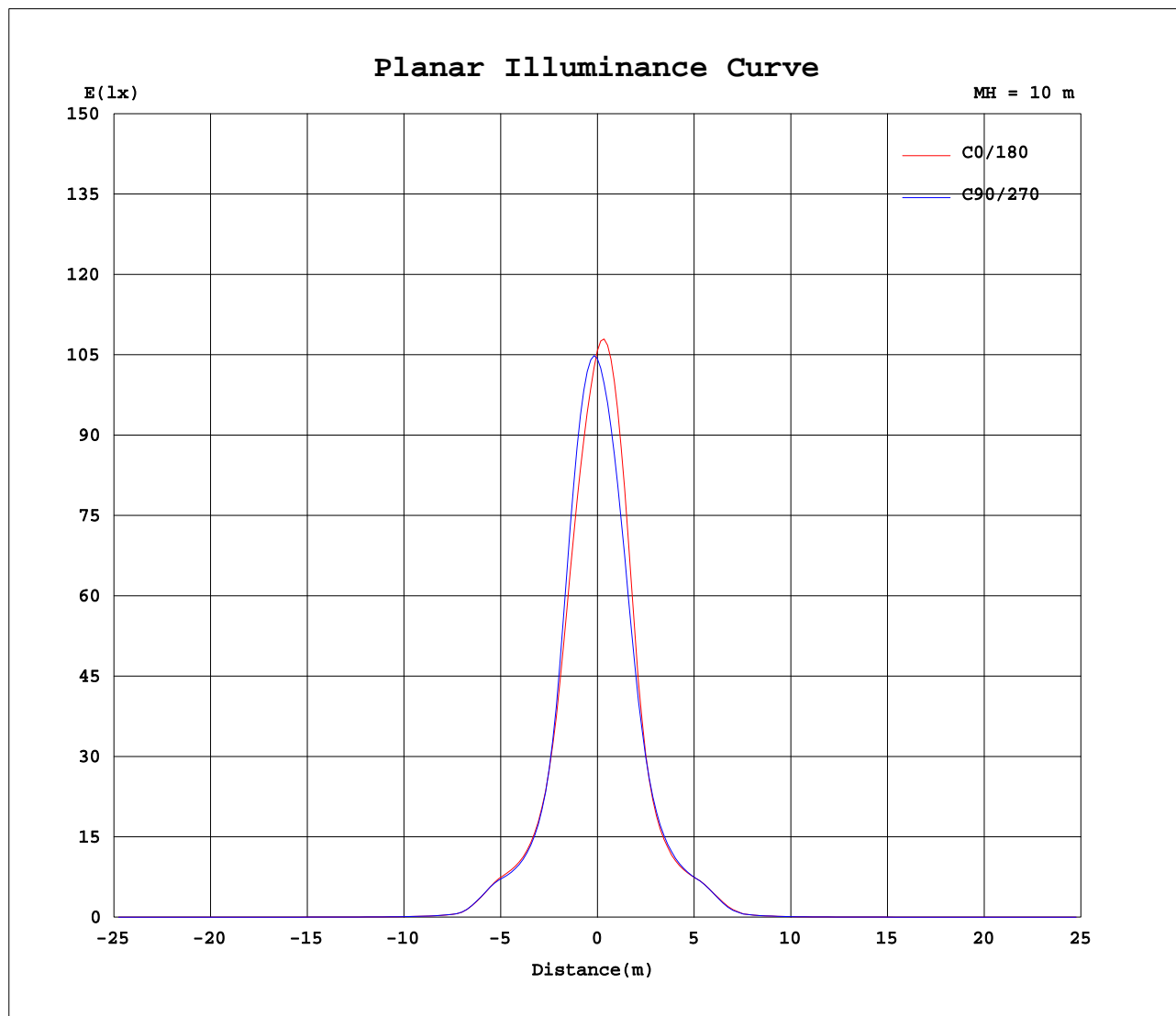
Test:U:226.6V I:0.1260A P:27.50W PF:0.9600 Lamp Flux:2392.34x1 lm		
NAME:	TYPE:	WEIGHT:
DIM.:	SPEC.:	SERIAL No.:
MFR.: Rayconn	SUR.:	PROTECTION ANGLE:



C Range: 0 - 360DEG
C Interval: 15.0DEG
Test Speed: HIGH
Temperature: 25.3DEG
Operators: ZhangXiao
Test Date: 2016-08-15

γ Range: 0 - 180DEG
γ Interval: 1.0DEG
Test System: EVERFINE GO-2000B_V1 SYSTEM V2.0.265
Humidity: 65.0%
Test Distance: 6.590m [K=1.0000]
Remarks:

Planar Illuminance Curve



C Range: 0 - 360DEG
C Interval: 15.0DEG
Test Speed: HIGH
Temperature: 25.3DEG
Operators: ZhangXiao
Test Date: 2016-08-15

γ Range: 0 - 180DEG
 γ Interval: 1.0DEG
Test System: EVERFINE GO-2000B_V1 SYSTEM V2.0.265
Humidity: 65.0%
Test Distance: 6.590m [K=1.0000]
Remarks:

LUMINOUS DISTRIBUTION INTENSITY DATA

Test:U:226.6V I:0.1260A P:27.50W PF:0.9600 Lamp Flux:2392.34x1 lm																			
NAME:										TYPE:					WEIGHT:				
DIM.:										SPEC.:					SERIAL No.:				
MFR.: Rayconn										SUR.:					PROTECTION ANGLE:				

Table--1

UNIT: ×10cd

C(DEG) γ (DEG)	0	15	30	45	60	75	90	105	120	135	150	165	180	195	210	225	240	255	270
0	1044	1044	1044	1044	1044	1044	1044	1044	1044	1044	1044	1044	1044	1044	1044	1044	1044	1044	1044
5	836	853	863	888	903	934	949	978	985	1007	1002	1012	999	977	968	936	921	888	875
10	519	532	532	553	554	580	581	607	603	630	622	645	640	618	626	595	593	561	560
15	259	262	255	263	258	267	260	266	258	267	262	277	283	279	293	285	292	281	289
20	149	149	145	148	146	150	145	149	145	151	148	154	155	153	160	156	161	159	164
25	110	109	108	108	108	108	106	108	107	109	109	111	110	110	113	111	113	112	113
30	71.6	72.2	69.7	71.5	70.9	74.6	73.4	76.0	74.7	79.1	77.6	81.6	81.1	80.3	83.2	81.5	84.6	81.6	81.7
35	17.1	20.7	16.3	20.7	16.7	18.7	17.9	20.0	19.7	22.3	21.4	24.9	25.7	24.1	25.6	23.7	25.1	22.7	23.5
40	6.22	6.24	6.06	6.22	6.20	6.38	6.62	6.70	6.91	6.66	6.72	6.80	6.99	7.03	6.92	7.03	6.89	7.05	7.05
45	3.25	3.26	3.18	3.25	3.24	3.36	3.37	3.49	3.48	3.49	3.39	3.57	3.59	3.51	3.55	3.45	3.56	3.49	3.63
50	2.21	2.20	2.18	2.21	2.24	2.29	2.29	2.31	2.27	2.24	2.21	2.30	2.28	2.25	2.25	2.19	2.21	2.21	2.29
55	1.71	1.71	1.71	1.73	1.74	1.75	1.76	1.77	1.75	1.73	1.71	1.76	1.72	1.72	1.71	1.66	1.67	1.67	1.72
60	1.43	1.44	1.45	1.46	1.46	1.46	1.47	1.49	1.47	1.48	1.46	1.49	1.45	1.45	1.46	1.43	1.44	1.42	1.44
65	1.25	1.25	1.26	1.27	1.27	1.28	1.29	1.30	1.29	1.29	1.29	1.31	1.26	1.27	1.27	1.26	1.26	1.25	1.26
70	1.06	1.06	1.06	1.07	1.07	1.09	1.09	1.10	1.10	1.11	1.10	1.11	1.08	1.08	1.09	1.07	1.07	1.07	1.07
75	0.89	0.89	0.89	0.90	0.90	0.91	0.91	0.92	0.91	0.92	0.91	0.92	0.90	0.91	0.91	0.91	0.90	0.90	0.91
80	0.75	0.75	0.75	0.75	0.75	0.75	0.75	0.76	0.75	0.76	0.75	0.76	0.75	0.75	0.76	0.75	0.76	0.76	0.76
85	0.60	0.61	0.60	0.60	0.60	0.61	0.60	0.61	0.61	0.63	0.61	0.62	0.64	0.64	0.65	0.65	0.65	0.65	0.65
90	0.46	0.47	0.46	0.46	0.46	0.47	0.47	0.47	0.47	0.51	0.48	0.47	0.56	0.56	0.56	0.56	0.57	0.57	0.57
95	0.40	0.40	0.40	0.40	0.40	0.40	0.41	0.41	0.41	0.45	0.42	0.41	0.57	0.57	0.57	0.57	0.57	0.58	0.57
100	0.38	0.38	0.38	0.38	0.38	0.38	0.38	0.38	0.38	0.39	0.38	0.38	0.58	0.58	0.58	0.58	0.58	0.59	0.58
105	0.42	0.42	0.43	0.42	0.42	0.42	0.42	0.41	0.41	0.41	0.41	0.41	0.60	0.60	0.60	0.61	0.61	0.61	0.60
110	0.50	0.50	0.50	0.50	0.50	0.50	0.50	0.49	0.49	0.49	0.49	0.48	0.64	0.64	0.64	0.64	0.64	0.64	0.64
115	0.58	0.58	0.58	0.58	0.59	0.59	0.59	0.58	0.58	0.58	0.58	0.57	0.69	0.69	0.69	0.69	0.69	0.69	0.69
120	0.68	0.67	0.68	0.68	0.69	0.68	0.68	0.68	0.68	0.68	0.67	0.67	0.77	0.77	0.77	0.77	0.77	0.77	0.77
125	0.83	0.83	0.84	0.84	0.84	0.83	0.84	0.83	0.83	0.82	0.82	0.81	0.90	0.91	0.90	0.90	0.90	0.91	0.90
130	1.08	1.07	1.08	1.07	1.08	1.07	1.07	1.05	1.05	1.04	1.04	1.03	1.10	1.11	1.10	1.11	1.11	1.12	1.11
135	1.35	1.35	1.36	1.35	1.35	1.34	1.35	1.33	1.32	1.31	1.31	1.30	1.35	1.35	1.35	1.36	1.35	1.36	1.36
140	1.59	1.59	1.60	1.59	1.60	1.59	1.59	1.58	1.58	1.57	1.57	1.56	1.59	1.59	1.59	1.59	1.59	1.60	1.59
145	1.76	1.78	1.80	1.77	1.77	1.77	1.79	1.77	1.76	1.76	1.75	1.75	1.77	1.77	1.77	1.77	1.77	1.77	1.77
150	1.87	1.88	1.89	1.87	1.88	1.88	1.88	1.88	1.87	1.87	1.86	1.87	1.89	1.89	1.89	1.89	1.89	1.89	1.88
155	1.94	1.94	1.95	1.94	1.95	1.94	1.94	1.94	1.94	1.94	1.94	1.94	1.96	1.95	1.96	1.96	1.96	1.96	1.96
160	1.99	1.98	1.99	1.99	1.99	1.99	1.99	1.99	1.98	1.99	1.98	1.99	2.00	1.99	2.00	2.00	2.00	2.00	2.00
165	2.01	2.01	2.01	2.01	2.01	2.01	2.01	2.01	2.01	2.02	2.01	2.02	2.02	2.02	2.03	2.03	2.03	2.03	2.03
170	1.98	1.98	1.98	1.98	1.98	1.99	1.99	2.00	1.99	2.00	1.99	2.00	2.01	2.00	2.01	2.01	2.01	2.01	2.01
175	1.90	1.90	1.91	1.91	1.92	1.93	1.93	1.94	1.93	1.94	1.93	1.93	1.95	1.94	1.95	1.94	1.95	1.94	1.94
180	1.91	1.91	1.92	1.92	1.92	1.93	1.92	1.93	1.92	1.92	1.91	1.91	1.92	1.91	1.92	1.92	1.92	1.93	1.93

C Range: 0 - 360DEG
C Interval: 15.0DEG
Test Speed: HIGH
Temperature: 25.3DEG
Operators: ZhangXiao
Test Date: 2016-08-15

γ Range: 0 - 180DEG
γ Interval: 1.0DEG
Test System: EVERFINE GO-2000B_V1 SYSTEM V2.0.265
Humidity: 65.0%
Test Distance: 6.590m [K=1.0000]
Remarks:

LUMINOUS DISTRIBUTION INTENSITY DATA

Test:U:226.6V I:0.1260A P:27.50W PF:0.9600 Lamp Flux:2392.34x1 lm		
NAME:	TYPE:	WEIGHT:
DIM.:	SPEC.:	SERIAL No.:
MFR.: Rayconn	SUR.:	PROTECTION ANGLE:

Table--2

UNIT: x10cd

C(DEC) γ (DEC)	285	300	315	330	345														
0	1044	1044	1044	1044	1044														
5	850	844	829	833	828														
10	538	542	527	533	518														
15	281	287	278	278	264														
20	163	167	163	162	153														
25	115	117	115	115	112														
30	79.1	80.1	75.8	76.7	72.9														
35	21.1	21.4	19.3	19.7	17.8														
40	7.12	6.78	6.84	6.54	6.29														
45	3.52	3.51	3.39	3.39	3.28														
50	2.29	2.31	2.27	2.27	2.22														
55	1.73	1.73	1.72	1.73	1.71														
60	1.44	1.43	1.42	1.43	1.42														
65	1.25	1.23	1.23	1.24	1.23														
70	1.07	1.06	1.06	1.06	1.05														
75	0.91	0.90	0.89	0.89	0.88														
80	0.76	0.76	0.76	0.76	0.76														
85	0.65	0.65	0.66	0.65	0.64														
90	0.57	0.56	0.58	0.57	0.56														
95	0.57	0.57	0.59	0.58	0.57														
100	0.58	0.58	0.59	0.59	0.59														
105	0.61	0.61	0.61	0.61	0.61														
110	0.64	0.64	0.65	0.64	0.65														
115	0.70	0.69	0.70	0.69	0.70														
120	0.78	0.77	0.78	0.77	0.79														
125	0.91	0.91	0.92	0.92	0.93														
130	1.13	1.12	1.14	1.13	1.15														
135	1.38	1.37	1.39	1.38	1.40														
140	1.60	1.60	1.62	1.61	1.62														
145	1.78	1.77	1.80	1.78	1.79														
150	1.89	1.89	1.90	1.89	1.90														
155	1.96	1.96	1.97	1.96	1.97														
160	2.01	2.00	2.01	2.00	2.01														
165	2.04	2.03	2.04	2.03	2.04														
170	2.02	2.01	2.02	2.01	2.02														
175	1.94	1.93	1.93	1.92	1.93														
180	1.93	1.92	1.92	1.91	1.91														

C Range: 0 - 360DEG
C Interval: 15.0DEG
Test Speed: HIGH
Temperature:25.3DEG
Operators:ZhangXiao
Test Date:2016-08-15

γ Range: 0 - 180DEG
γ Interval: 1.0DEG
Test System:EVERFINE GO-2000B_V1 SYSTEM V2.0.265
Humidity:65.0%
Test Distance:6.590m [K=1.0000]
Remarks: