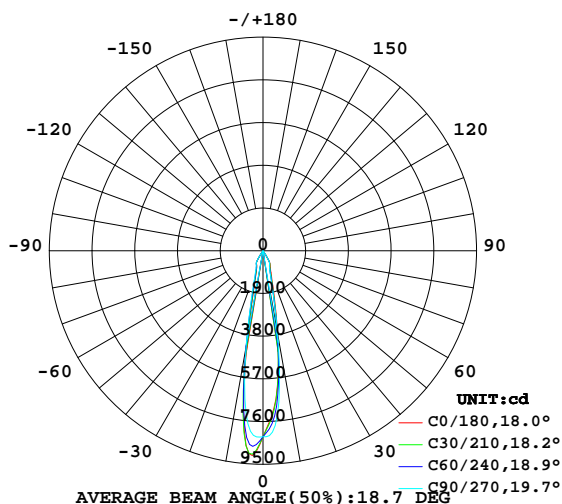


## LUMINAIRE PHOTOMETRIC TEST REPORT

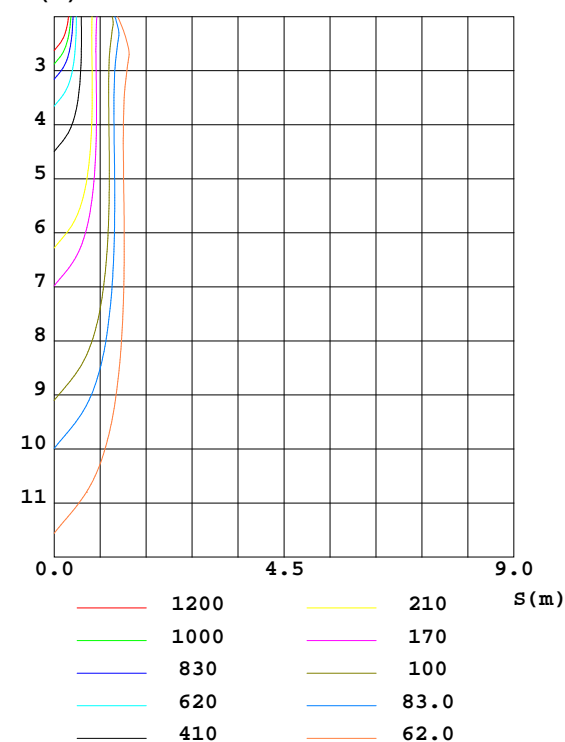
Test:U:226.6V I:0.0900A P:19.40W PF:0.9540 Lamp Flux:1612.55x1 lm		
NAME:	TYPE:	WEIGHT:
DIM.:	SPEC.:	SERIAL No.:
MFR.: Rayconn	SUR.:	PROTECTION ANGLE:

DATA OF LAMP		PHOTOMETRIC DATA Eff: 83.12 lm/W			
MODEL	TL25-20W-930-W-20	Imax(cd)	9117	S/MH(C0/180)	0.32
NOMINAL POWER(W)	20	LOR(%)	100.0	S/MH(C90/270)	0.32
RATED VOLTAGE(V)	226	TOTAL FLUX(lm)	1612.6	η UP,DN(C0-180)	1.2,47.5
NOMINAL FLUX(lm)	1612.55	CIE CLASS	DIRECT	η UP,DN(C180-360)	1.4,49.9
LAMPS INSIDE	1	η up(%)	2.6	CIBSE SHR NOM	0.00
TEST VOLTAGE(V)	226.6	η down(%)	97.4	CIBSE SHR MAX	1.00

LUMINOUS INTENSITY DISTRIBUTION DIAGRAM



C0 PLANE ISOLUX DIAGRAM (UNIT:lx)



C Range: 0 - 360DEG  
C Interval: 15.0DEG  
Test Speed: HIGH  
Temperature:25.3DEG  
Operators:ZhangXiao  
Test Date:2016-08-01

γ Range: 0 - 180DEG  
γ Interval: 1.0DEG  
Test System:EVERFINE GO-2000B\_V1 SYSTEM V2.0.265  
Humidity:65.0%  
Test Distance:6.610m [K=1.0000]  
Remarks:

## ZONAL FLUX DIAGRAM

### ZONAL FLUX DIAGRAM:

γ	C0	C45	C90	C135	C180	C225	C270	C315	γ	Φ zone	Φ total	%lum, lamp
10	3750	3705	3751	3900	3909	4089	4312	3884	0- 10	597.6	597.6	37.1,37.1
20	1046	935.8	884.0	877.9	842.4	871.4	963.7	1002	10- 20	490.2	1088	67.5,67.5
30	577.5	563.8	521.2	528.1	557.5	566.5	585.8	592.3	20- 30	331.4	1419	88,88
40	32.06	32.40	31.87	32.00	31.95	32.24	35.27	36.40	30- 40	107.8	1527	94.7,94.7
50	13.51	13.38	13.30	13.67	12.75	13.45	13.49	14.14	40- 50	16.17	1543	95.7,95.7
60	8.659	8.674	8.862	8.810	8.435	8.475	8.749	8.840	50- 60	9.420	1553	96.3,96.3
70	6.424	6.521	6.524	6.569	6.431	6.436	6.581	6.592	60- 70	7.517	1560	96.7,96.7
80	4.740	4.780	4.683	4.673	4.677	4.667	4.803	4.786	70- 80	5.889	1566	97.1,97.1
90	3.086	3.281	3.133	3.113	3.817	3.880	3.949	3.787	80- 90	4.545	1571	97.4,97.4
100	2.326	2.400	2.374	2.341	3.915	3.936	3.934	3.881	90-100	3.663	1574	97.6,97.6
110	3.198	3.227	3.304	3.292	4.291	4.251	4.257	4.251	100-110	3.587	1578	97.8,97.8
120	4.167	4.222	4.391	4.406	5.142	5.070	5.017	5.010	110-120	4.150	1582	98.1,98.1
130	6.851	6.887	7.084	6.997	7.421	7.358	7.270	7.322	120-130	5.090	1587	98.4,98.4
140	10.59	10.62	10.83	10.85	10.98	10.88	10.77	10.79	130-140	6.955	1594	98.8,98.8
150	12.52	12.51	12.66	12.69	12.84	12.77	12.75	12.75	140-150	7.436	1601	99.3,99.3
160	13.36	13.32	13.43	13.43	13.47	13.41	13.45	13.49	150-160	6.054	1607	99.7,99.7
170	13.60	13.50	13.50	13.54	13.58	13.55	13.65	13.71	160-170	3.853	1611	99.9,99.9
180	12.65	12.68	12.79	12.84	12.65	12.68	12.79	12.84	170-180	1.259	1613	100,100
DEG	LUMINOUS INTENSITY:cd									UNIT:lm		

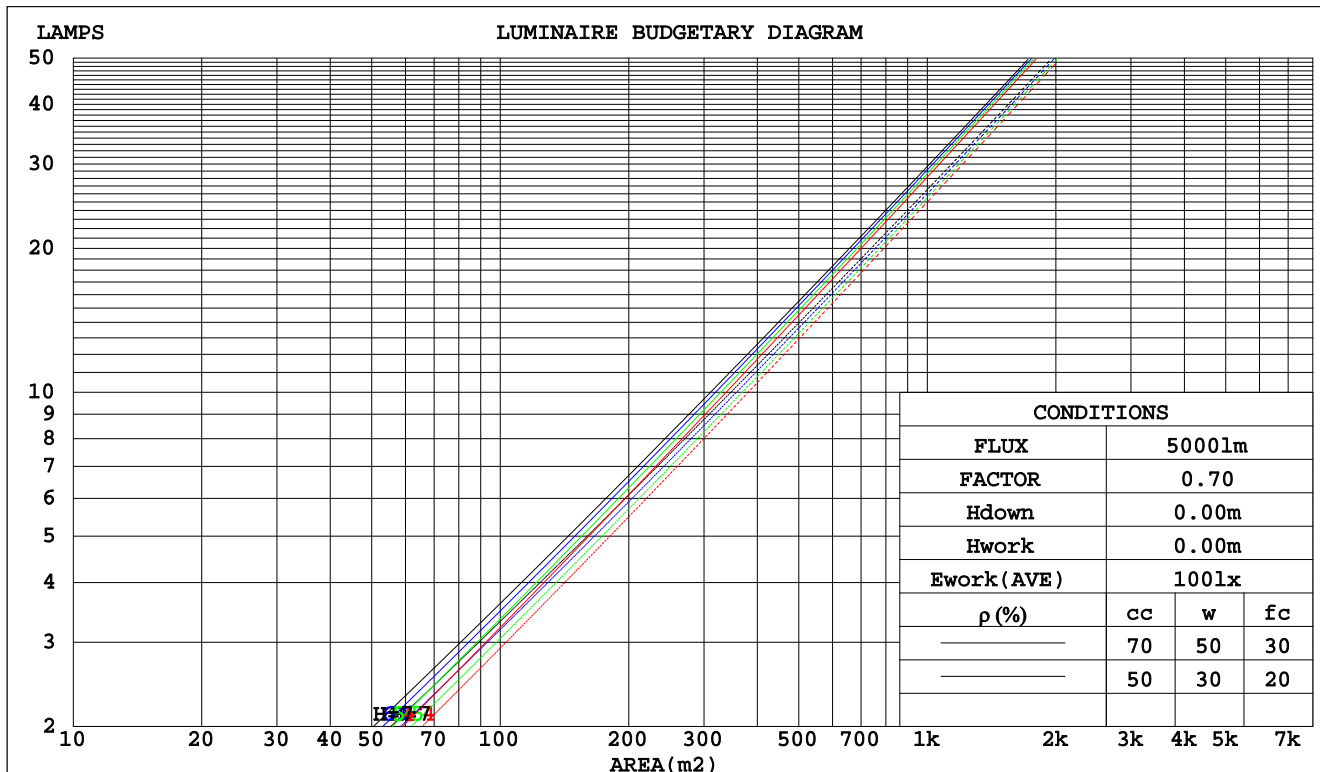
C Range: 0 - 360DEG  
C Interval: 15.0DEG  
Test Speed: HIGH  
Temperature:25.3DEG  
Operators:ZhangXiao  
Test Date:2016-08-01

γ Range: 0 - 180DEG  
γ Interval: 1.0DEG  
Test System:EVERFINE GO-2000B\_V1 SYSTEM V2.0.265  
Humidity:65.0%  
Test Distance:6.610m [K=1.0000]  
Remarks:

## CU AND LUMINAIRE BUDGETARY ESTIMATE DIAGRAM

Test:U:226.6V I:0.0900A P:19.40W PF:0.9540 Lamp Flux:1612.55x1 lm		
NAME:	TYPE:	WEIGHT:
DIM.:	SPEC.:	SERIAL No.:
MFR.: Rayconn	SUR.:	PROTECTION ANGLE:

pcc	80%			70%			50%			30%			10%			0
pw	50%	30%	10%	50%	30%	10%	50%	30%	10%	50%	30%	10%	50%	30%	10%	0
pfc	20%			20%			20%			20%			20%			0
RCR	Coefficients of Utilization(CU)															
0.0	1.18	1.18	1.18	1.15	1.15	1.15	1.10	1.10	1.10	1.04	1.04	1.04	.00	.00	.00	.97
1.0	1.12	1.10	1.08	1.09	1.07	1.06	1.05	1.03	1.02	1.01	.00	.99	.97	.96	.95	.93
2.0	1.06	1.03	.00	1.04	1.01	.99	1.00	.98	.96	.97	.95	.94	.94	.93	.91	.90
3.0	1.01	.97	.94	.99	.96	.93	.96	.93	.91	.94	.91	.89	.91	.89	.88	.86
4.0	.96	.92	.89	.95	.91	.88	.93	.90	.87	.91	.88	.86	.89	.86	.85	.83
5.0	.93	.88	.85	.91	.87	.84	.90	.86	.83	.88	.85	.82	.86	.84	.82	.80
6.0	.89	.85	.81	.88	.84	.81	.87	.83	.80	.85	.82	.80	.84	.81	.79	.78
7.0	.86	.81	.78	.85	.81	.78	.84	.80	.77	.83	.79	.77	.81	.78	.76	.75
8.0	.83	.79	.76	.82	.78	.75	.81	.78	.75	.80	.77	.74	.79	.76	.74	.73
9.0	.80	.76	.73	.80	.76	.73	.79	.75	.73	.78	.75	.72	.77	.74	.72	.71
10.0	.78	.74	.71	.78	.73	.71	.77	.73	.70	.76	.73	.70	.75	.72	.70	.69



C Range: 0 - 360DEG  
C Interval: 15.0DEG  
Test Speed: HIGH  
Temperature:25.3DEG  
Operators:ZhangXiao  
Test Date:2016-08-01

γ Range: 0 - 180DEG  
γ Interval: 1.0DEG  
Test System:EVERFINE GO-2000B\_V1 SYSTEM V2.0.265  
Humidity:65.0%  
Test Distance:6.610m [K=1.0000]  
Remarks:

## WEC AND CCEC

Test:U:226.6V I:0.0900A P:19.40W PF:0.9540 Lamp Flux:1612.55x1 lm		
NAME:	TYPE:	WEIGHT:
DIM.:	SPEC.:	SERIAL No.:
MFR.: Rayconn	SUR.:	PROTECTION ANGLE:

pcc	80%			70%			50%			30%			10%			0	
p <sub>w</sub>	50%	30%	10%	50%	30%	10%	50%	30%	10%	50%	30%	10%	50%	30%	10%	0	
p <sub>fc</sub>	20%			20%			20%			20%			20%			0	
RCR	RCR:Room Cavity Ratio						Wall Exitance Coefficients(WEC)										
0.0																	
1.0	.150	.085	.027	.142	.081	.026	.128	.074	.023	.115	.067	.021	.104	.060	.019		
2.0	.138	.076	.023	.132	.073	.022	.120	.067	.021	.109	.061	.019	.100	.056	.018		
3.0	.128	.068	.020	.123	.066	.020	.113	.061	.019	.104	.057	.018	.096	.053	.016		
4.0	.120	.062	.018	.116	.061	.018	.107	.057	.017	.099	.053	.016	.092	.050	.015		
5.0	.113	.058	.017	.109	.056	.016	.102	.053	.016	.095	.050	.015	.088	.047	.014		
6.0	.107	.053	.015	.103	.052	.015	.097	.050	.014	.091	.047	.014	.085	.045	.013		
7.0	.101	.050	.014	.098	.049	.014	.092	.047	.013	.087	.045	.013	.082	.043	.013		
8.0	.096	.047	.013	.094	.046	.013	.088	.044	.013	.084	.042	.012	.079	.041	.012		
9.0	.092	.044	.012	.089	.044	.012	.085	.042	.012	.081	.040	.012	.076	.039	.011		
10.0	.088	.042	.012	.086	.041	.012	.081	.040	.011	.078	.039	.011	.074	.037	.011		

pcc	80%			70%			50%			30%			10%			0	
p <sub>w</sub>	50%	30%	10%	50%	30%	10%	50%	30%	10%	50%	30%	10%	50%	30%	10%	0	
p <sub>fc</sub>	20%			20%			20%			20%			20%			0	
RCR	RCR:Room Cavity Ratio						Ceiling Cavity Exitance Coefficients(CCEC)										
0.0	.210	.210	.210	.180	.180	.180	.123	.123	.123	.070	.070	.070	.023	.023	.023		
1.0	.189	.178	.167	.162	.152	.144	.111	.105	.099	.064	.061	.058	.020	.020	.019		
2.0	.172	.153	.137	.147	.132	.118	.101	.091	.082	.058	.053	.048	.019	.017	.016		
3.0	.158	.134	.115	.135	.115	.099	.093	.080	.070	.054	.047	.041	.017	.015	.013		
4.0	.145	.118	.098	.125	.102	.085	.086	.071	.060	.050	.042	.035	.016	.014	.012		
5.0	.135	.106	.085	.116	.092	.074	.080	.064	.052	.046	.038	.031	.015	.012	.010		
6.0	.127	.097	.075	.109	.084	.065	.075	.059	.046	.044	.034	.027	.014	.011	.009		
7.0	.119	.089	.067	.102	.077	.058	.071	.054	.041	.041	.032	.025	.013	.010	.008		
8.0	.113	.082	.061	.097	.071	.053	.067	.050	.038	.039	.029	.022	.013	.010	.007		
9.0	.107	.076	.056	.092	.066	.048	.064	.047	.034	.037	.027	.021	.012	.009	.007		
10.0	.102	.072	.051	.088	.062	.045	.061	.044	.032	.036	.026	.019	.012	.008	.006		

C Range: 0 - 360DEG  
C Interval: 15.0DEG  
Test Speed: HIGH  
Temperature:25.3DEG  
Operators:ZhangXiao  
Test Date:2016-08-01

γ Range: 0 - 180DEG  
γ Interval: 1.0DEG  
Test System:EVERFINE GO-2000B\_V1 SYSTEM V2.0.265  
Humidity:65.0%  
Test Distance:6.610m [K=1.0000]  
Remarks:

### Uncorrected UGR Table

Test:U:226.6V I:0.0900A P:19.40W PF:0.9540 Lamp Flux:1612.55x1 lm											
NAME:					TYPE:			WEIGHT:			
DIM.:					SPEC.:			SERIAL No.:			
MFR.: Rayconn					SUR.:			PROTECTION ANGLE:			
ceiling/cavity	0.7	0.7	0.5	0.5	0.3	0.7	0.7	0.5	0.5	0.3	
walls	0.5	0.3	0.5	0.3	0.3	0.5	0.3	0.5	0.3	0.3	
working plane	0.2	0.2	0.2	0.2	0.2	0.2	0.2	0.2	0.2	0.2	
Room dimensions		Viewed crosswise					Viewed endwise				
x = 2H y = 2H	12.1	12.8	12.3	13.0	13.1	10.9	11.6	11.1	11.8	12.0	
	3H	12.2	12.9	12.5	13.1	13.3	11.2	11.8	11.5	12.1	12.3
	4H	12.4	13.0	12.7	13.3	13.5	11.5	12.1	11.8	12.3	12.6
	6H	12.7	13.3	13.0	13.5	13.8	11.9	12.4	12.2	12.7	13.0
	8H	12.9	13.4	13.2	13.7	14.0	12.1	12.7	12.5	13.0	13.3
	12H	13.1	13.7	13.5	14.0	14.3	12.5	13.0	12.8	13.3	13.6
4H	2H	12.0	12.6	12.3	12.8	13.1	10.8	11.4	11.1	11.7	12.0
	3H	12.3	12.8	12.6	13.1	13.4	11.3	11.9	11.7	12.2	12.5
	4H	12.5	13.0	12.9	13.4	13.7	11.7	12.2	12.1	12.6	12.9
	6H	13.0	13.4	13.4	13.8	14.2	12.4	12.8	12.8	13.2	13.6
	8H	13.3	13.7	13.8	14.1	14.5	12.8	13.2	13.2	13.6	14.0
	12H	13.8	14.1	14.2	14.5	15.0	13.3	13.7	13.8	14.1	14.6
8H	4H	12.6	13.0	13.0	13.4	13.8	11.9	12.3	12.3	12.7	13.1
	6H	13.3	13.6	13.7	14.0	14.5	12.7	13.1	13.2	13.5	14.0
	8H	13.7	14.0	14.2	14.5	15.0	13.3	13.6	13.8	14.1	14.6
	12H	14.4	14.6	14.9	15.1	15.6	14.2	14.4	14.7	14.9	15.4
12H	4H	12.6	13.0	13.1	13.4	13.8	11.9	12.3	12.3	12.7	13.1
	6H	13.3	13.6	13.8	14.1	14.6	12.8	13.1	13.3	13.6	14.1
	8H	13.9	14.2	14.4	14.7	15.2	13.5	13.8	14.0	14.3	14.8
Variations with the observer position at spacings:											
S = 1.0H	+ 0.5 / - 0.4					+ 0.4 / - 0.4					
1.5H	+ 0.9 / - 0.3					+ 0.7 / - 0.2					
2.0H	+ 0.1 / - 0.2					+ 0.1 / - 0.2					

CIE Pub.117 Corrected 1613 lm Total Lamp Luminous Flux.(8log(F/F0) = 1.7)

C Range: 0 - 360DEG  
C Interval: 15.0DEG  
Test Speed: HIGH  
Temperature:25.3DEG  
Operators:ZhangXiao  
Test Date:2016-08-01

γ Range: 0 - 180DEG  
γ Interval: 1.0DEG  
Test System:EVERFINE GO-2000B\_V1 SYSTEM V2.0.265  
Humidity:65.0%  
Test Distance:6.610m [K=1.0000]  
Remarks:

### UTILIZATION FACTORS TABLE

Test:U:226.6V I:0.0900A P:19.40W PF:0.9540 Lamp Flux:1612.55x1 lm		
NAME:	TYPE:	WEIGHT:
DIM.:	SPEC.:	SERIAL No.:
MFR.: Rayconn	SUR.:	PROTECTION ANGLE:

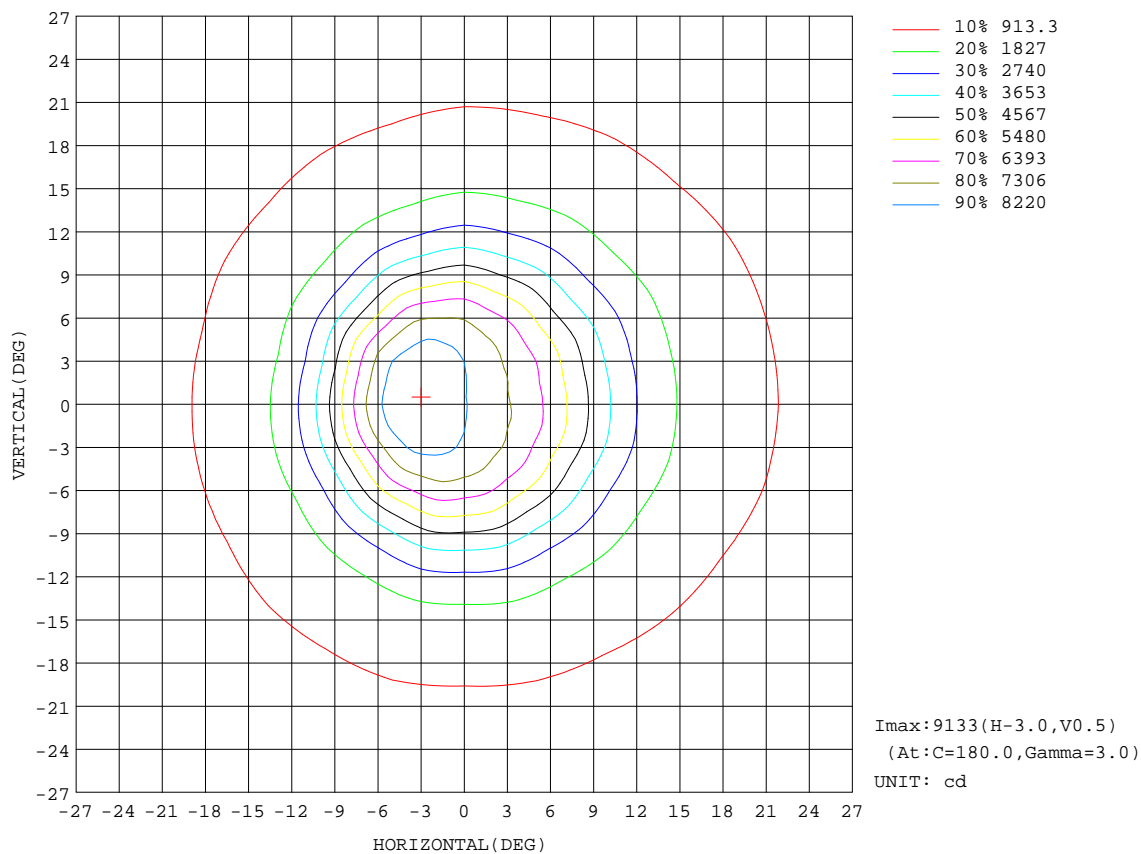
REFLECTANCE										
Ceiling	0.8	0.8	0.8	0.7	0.7	0.7	0.5	0.5	0.5	0
Walls	0.7	0.5	0.3	0.7	0.5	0.3	0.7	0.5	0.3	0
Working plane	0.2	0.2	0.2	0.2	0.2	0.2	0.2	0.2	0.2	0
ROOM INDEX	UTILIZATION FACTORS(PERCENT) $k(RI) \times RCR = 5$									
$k = 0.60$	88	82	79	88	82	79	87	82	78	75
0.80	95	90	86	95	89	86	93	89	86	82
1.00	99	94	90	98	93	90	97	93	89	85
1.25	103	98	95	102	97	94	100	96	93	89
1.50	106	101	98	104	100	97	102	98	96	91
2.00	108	104	101	106	103	100	103	100	98	92
2.50	110	106	103	108	105	102	104	102	100	93
3.00	111	108	105	109	106	104	105	103	101	94
4.00	113	110	108	111	109	107	107	105	104	96
5.00	114	112	110	112	110	109	108	106	105	97
ROOM INDEX	UF(total)									Direct
According to DIN EN 13032-2 2004			Suspended					SHRNOM = 1.25		

C Range: 0 - 360DEG  
C Interval: 15.0DEG  
Test Speed: HIGH  
Temperature:25.3DEG  
Operators:ZhangXiao  
Test Date:2016-08-01

$\gamma$  Range: 0 - 180DEG  
 $\gamma$  Interval: 1.0DEG  
 $\gamma$  Test System:EVERFINE GO-2000B\_V1 SYSTEM V2.0.265  
Humidity:65.0%  
Test Distance:6.610m [K=1.0000]  
Remarks:

### ISOCANDELA DIAGRAM

Test:U:226.6V I:0.0900A P:19.40W PF:0.9540 Lamp Flux:1612.55x1 lm		
NAME:	TYPE:	WEIGHT:
DIM.:	SPEC.:	SERIAL No.:
MFR.: Rayconn	SUR.:	PROTECTION ANGLE:

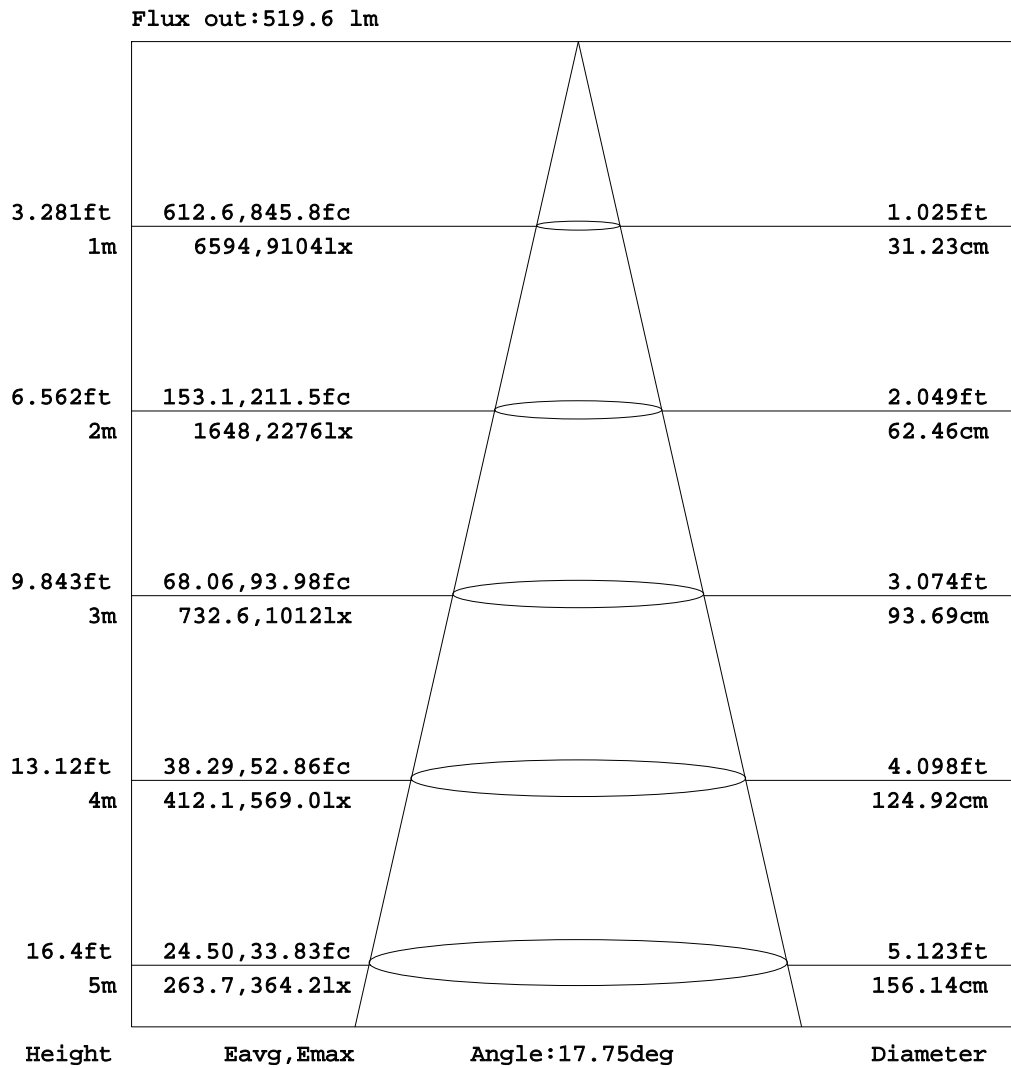


C Range: 0 - 360DEG  
C Interval: 15.0DEG  
Test Speed: HIGH  
Temperature:25.3DEG  
Operators:ZhangXiao  
Test Date:2016-08-01

γ Range: 0 - 180DEG  
γ Interval: 1.0DEG  
Test System:EVERFINE GO-2000B\_V1 SYSTEM V2.0.265  
Humidity:65.0%  
Test Distance:6.610m [K=1.0000]  
Remarks:

### AAI Figure

Test:U:226.6V I:0.0900A P:19.40W PF:0.9540 Lamp Flux:1612.55x1 lm		
NAME:	TYPE:	WEIGHT:
DIM.:	SPEC.:	SERIAL No.:
MFR.: Rayconn	SUR.:	PROTECTION ANGLE:



Note: The Curves indicate the illuminated area and the average illumination when the luminaire is at different distance.

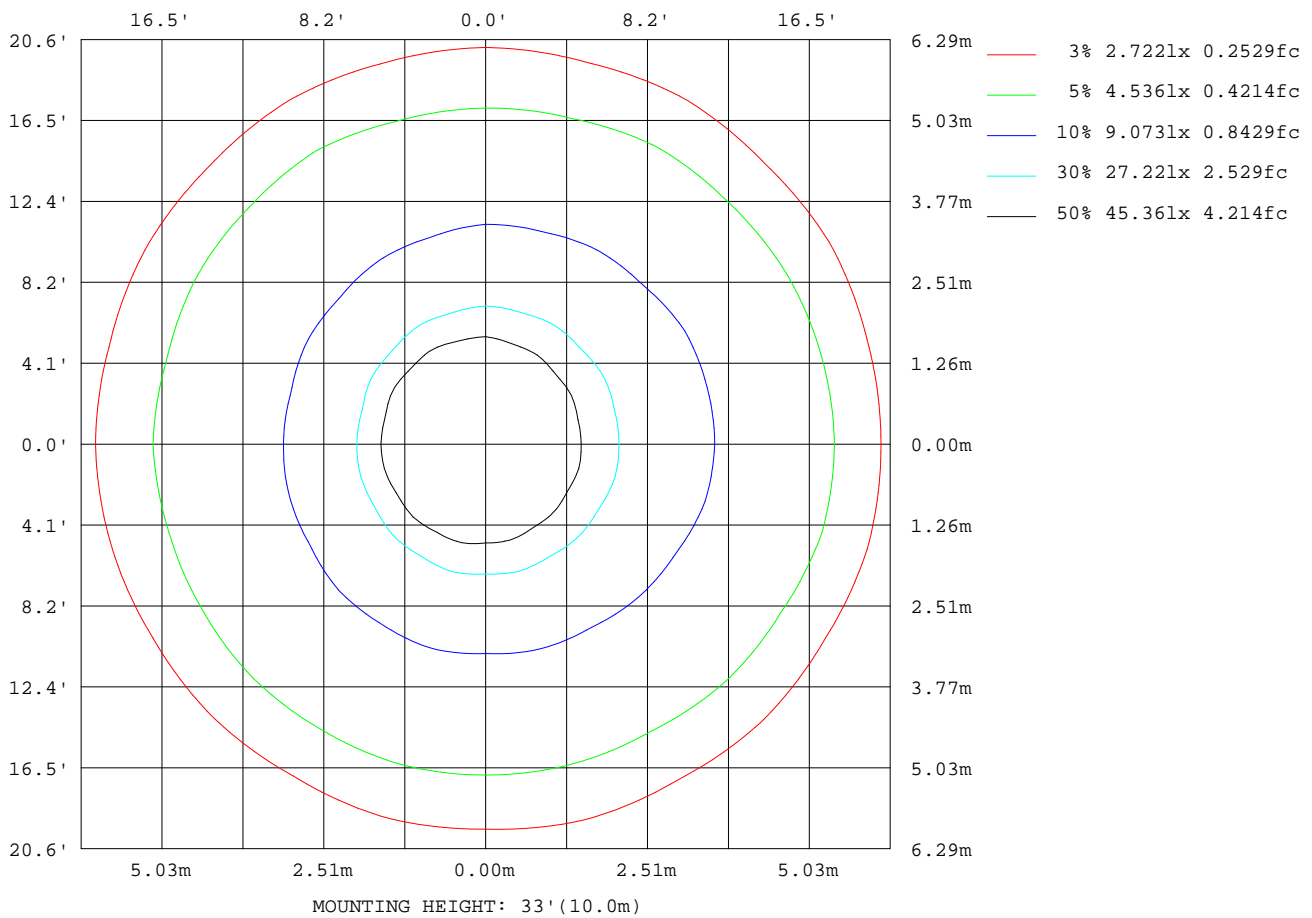
C Range: 0 - 360DEG  
C Interval: 15.0DEG  
Test Speed: HIGH  
Temperature: 25.3DEG  
Operators: ZhangXiao  
Test Date: 2016-08-01

γ Range: 0 - 180DEG  
γ Interval: 1.0DEG  
Test System: EVERFINE GO-2000B\_V1 SYSTEM V2.0.265  
Humidity: 65.0%  
Test Distance: 6.610m [K=1.0000]  
Remarks:



### ISOLUX DIAGRAM

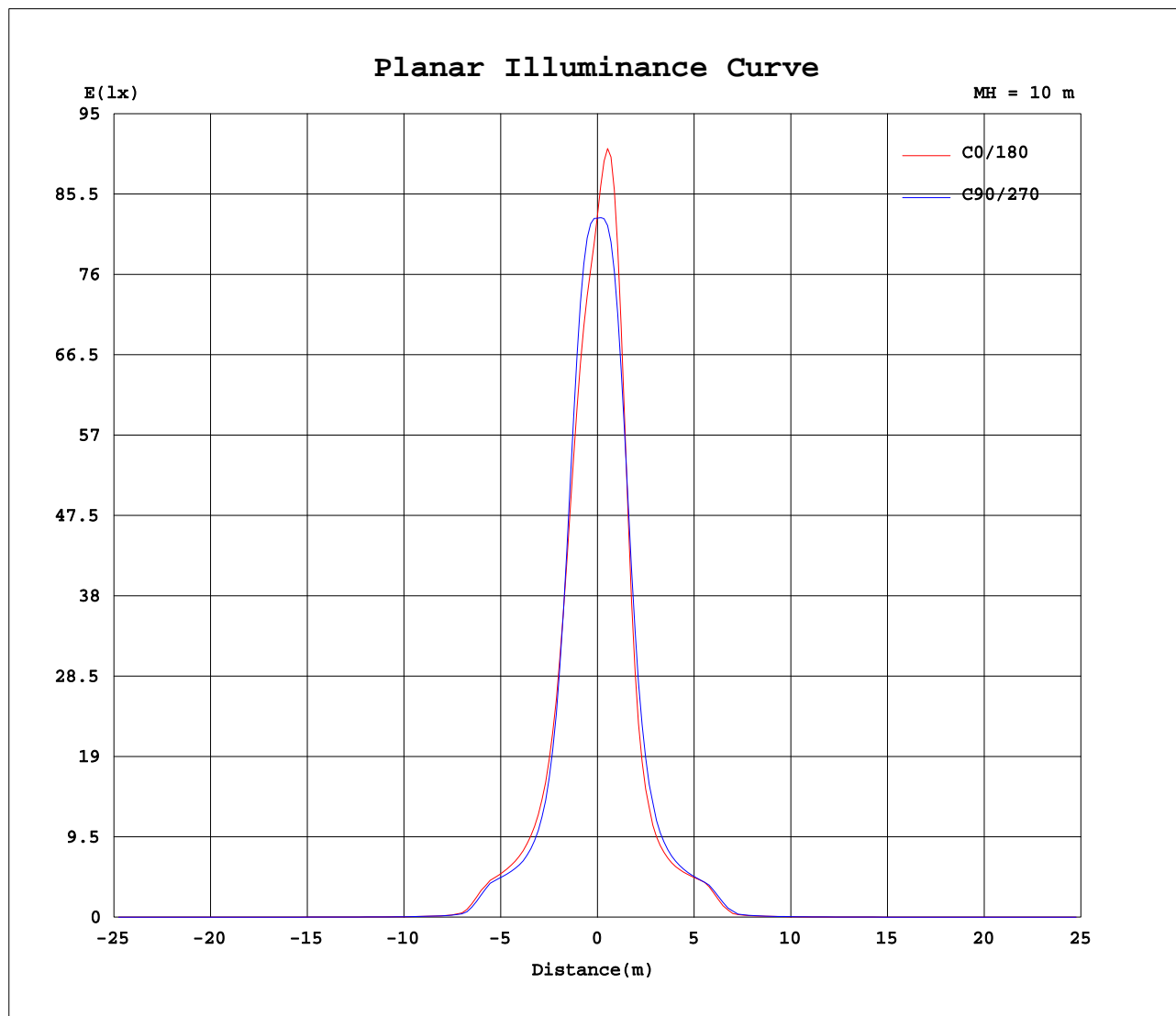
Test:U:226.6V I:0.0900A P:19.40W PF:0.9540 Lamp Flux:1612.55x1 lm		
NAME:	TYPE:	WEIGHT:
DIM.:	SPEC.:	SERIAL No.:
MFR.: Rayconn	SUR.:	PROTECTION ANGLE:



C Range: 0 - 360DEG  
C Interval: 15.0DEG  
Test Speed: HIGH  
Temperature: 25.3DEG  
Operators: ZhangXiao  
Test Date: 2016-08-01

γ Range: 0 - 180DEG  
γ Interval: 1.0DEG  
Test System: EVERFINE GO-2000B\_V1 SYSTEM V2.0.265  
Humidity: 65.0%  
Test Distance: 6.610m [K=1.0000]  
Remarks:

## Planar Illuminance Curve



C Range: 0 - 360DEG  
C Interval: 15.0DEG  
Test Speed: HIGH  
Temperature: 25.3DEG  
Operators: ZhangXiao  
Test Date: 2016-08-01

$\gamma$  Range: 0 - 180DEG  
 $\gamma$  Interval: 1.0DEG  
Test System: EVERFINE GO-2000B\_V1 SYSTEM V2.0.265  
Humidity: 65.0%  
Test Distance: 6.610m [K=1.0000]  
Remarks:

# LUMINOUS DISTRIBUTION INTENSITY DATA

Test:U:226.6V I:0.0900A P:19.40W PF:0.9540 Lamp Flux:1612.55x1 lm																			
NAME:										TYPE:					WEIGHT:				
DIM.:										SPEC.:					SERIAL No.:				
MFR.: Rayconn										SUR.:					PROTECTION ANGLE:				

Table--1

UNIT: cd

C(DEG) γ (DEG)	0	15	30	45	60	75	90	105	120	135	150	165	180	195	210	225	240	255	270
0	8274	8274	8274	8274	8274	8274	8274	8274	8274	8274	8274	8274	8274	8274	8274	8274	8274	8274	8274
5	6617	6653	6680	6833	6942	7201	7358	7669	7807	8167	8279	8608	8684	8599	8716	8454	8342	7954	7732
10	3750	3756	3639	3705	3648	3796	3751	3902	3777	3900	3731	3903	3909	3822	4168	4089	4358	4194	4312
15	1769	1747	1646	1626	1555	1582	1534	1569	1491	1523	1400	1457	1441	1375	1516	1480	1616	1625	1749
20	1046	1020	966	936	904	900	884	899	876	878	849	851	842	838	869	871	912	919	964
25	769	756	726	711	695	690	690	690	684	692	678	683	680	679	691	693	706	703	716
30	578	598	568	564	535	545	521	532	511	528	520	542	558	545	568	567	593	579	586
35	91.7	94.2	82.8	83.4	74.3	76.8	72.7	76.2	70.8	76.3	70.3	77.2	79.1	77.3	83.6	81.6	95.6	94.9	133
40	32.1	32.2	32.3	32.4	31.9	31.9	31.9	32.4	31.8	32.0	30.9	31.7	32.0	32.1	32.5	32.2	33.3	33.0	35.3
45	19.6	19.6	19.5	19.8	19.5	19.6	19.4	19.8	19.7	19.7	19.0	19.2	19.3	19.4	19.9	20.0	20.5	20.4	21.1
50	13.5	13.4	13.4	13.4	13.2	13.3	13.3	13.8	13.8	13.7	13.1	12.9	12.8	12.8	13.4	13.4	13.5	13.3	13.5
55	10.3	10.4	10.3	10.2	10.3	10.4	10.4	10.7	10.6	10.5	10.2	10.2	10.0	9.96	10.1	10.1	10.4	10.1	9.95
60	8.66	8.66	8.67	8.67	8.69	8.86	8.86	8.90	8.79	8.81	8.62	8.66	8.44	8.40	8.52	8.47	8.63	8.75	8.75
65	7.47	7.47	7.56	7.60	7.62	7.78	7.68	7.76	7.71	7.72	7.62	7.68	7.44	7.44	7.48	7.45	7.55	7.59	7.64
70	6.42	6.43	6.48	6.52	6.52	6.68	6.52	6.62	6.55	6.57	6.48	6.57	6.43	6.40	6.46	6.44	6.53	6.55	6.58
75	5.56	5.51	5.54	5.55	5.58	5.78	5.54	5.58	5.49	5.53	5.39	5.53	5.48	5.41	5.45	5.46	5.56	5.62	5.60
80	4.74	4.69	4.72	4.78	4.79	5.01	4.68	4.71	4.66	4.67	4.61	4.71	4.68	4.64	4.67	4.67	4.82	4.98	4.80
85	3.99	3.96	3.97	4.05	4.11	4.79	3.93	3.94	3.89	3.91	3.86	3.97	4.13	4.10	4.11	4.15	4.48	4.90	4.28
90	3.09	3.08	3.10	3.28	3.37	4.74	3.13	3.13	3.10	3.11	3.10	3.20	3.82	3.78	3.76	3.88	4.54	5.07	3.95
95	2.52	2.51	2.53	2.71	2.73	4.04	2.60	2.57	2.57	2.59	2.58	2.65	3.86	3.81	3.81	3.91	4.48	4.68	3.91
100	2.33	2.30	2.33	2.40	2.42	2.73	2.37	2.35	2.34	2.34	2.33	2.36	3.92	3.87	3.87	3.94	4.04	4.10	3.93
105	2.67	2.64	2.69	2.70	2.74	2.78	2.72	2.68	2.69	2.66	2.66	2.64	4.06	4.02	4.01	4.04	4.06	4.10	4.05
110	3.20	3.17	3.24	3.23	3.29	3.30	3.30	3.29	3.31	3.29	3.29	3.29	4.29	4.26	4.24	4.25	4.27	4.29	4.26
115	3.67	3.64	3.72	3.71	3.78	3.78	3.83	3.83	3.86	3.85	3.87	3.87	4.62	4.60	4.58	4.57	4.56	4.57	4.55
120	4.17	4.14	4.24	4.22	4.32	4.31	4.39	4.38	4.43	4.41	4.43	4.41	5.14	5.11	5.08	5.07	5.05	5.04	5.02
125	5.10	5.05	5.18	5.16	5.30	5.27	5.38	5.36	5.42	5.37	5.39	5.34	6.01	5.99	5.94	5.93	5.89	5.89	5.84
130	6.85	6.79	6.94	6.89	7.04	6.99	7.08	7.01	7.06	7.00	6.99	6.91	7.42	7.40	7.36	7.36	7.30	7.32	7.27
135	8.90	8.82	8.98	8.92	9.08	9.01	9.11	9.04	9.08	9.03	9.03	8.95	9.24	9.21	9.18	9.16	9.11	9.13	9.07
140	10.6	10.5	10.7	10.6	10.8	10.8	10.8	10.8	10.8	10.8	10.8	10.8	11.0	10.9	10.9	10.9	10.8	10.8	10.8
145	11.7	11.7	11.8	11.8	11.9	11.9	11.9	11.9	11.9	12.0	12.0	12.0	12.1	12.1	12.1	12.0	12.0	12.0	12.0
150	12.5	12.4	12.6	12.5	12.6	12.6	12.7	12.6	12.6	12.7	12.6	12.7	12.8	12.8	12.8	12.8	12.8	12.8	12.8
155	13.0	12.9	13.0	13.0	13.1	13.1	13.1	13.1	13.1	13.1	13.1	13.1	13.3	13.2	13.2	13.2	13.2	13.2	13.2
160	13.4	13.3	13.4	13.3	13.4	13.4	13.4	13.4	13.4	13.4	13.4	13.4	13.5	13.4	13.5	13.4	13.5	13.4	13.5
165	13.7	13.6	13.7	13.6	13.7	13.6	13.7	13.7	13.6	13.7	13.6	13.7	13.7	13.6	13.7	13.6	13.7	13.7	13.7
170	13.6	13.5	13.6	13.5	13.5	13.5	13.5	13.5	13.5	13.5	13.5	13.6	13.6	13.5	13.6	13.5	13.6	13.6	13.7
175	12.8	12.7	12.7	12.7	12.8	12.8	12.8	12.9	12.9	13.0	13.0	13.1	13.1	13.0	13.1	13.0	13.1	13.1	13.1
180	12.7	12.6	12.7	12.7	12.8	12.7	12.8	12.8	12.8	12.8	12.8	12.8	12.7	12.6	12.7	12.7	12.8	12.7	12.8

C Range: 0 - 360DEG  
C Interval: 15.0DEG  
Test Speed: HIGH  
Temperature:25.3DEG  
Operators:ZhangXiao  
Test Date:2016-08-01

γ Range: 0 - 180DEG  
γ Interval: 1.0DEG  
Test System:EVERFINE GO-2000B\_V1 SYSTEM V2.0.265  
Humidity:65.0%  
Test Distance:6.610m [K=1.0000]  
Remarks:

# LUMINOUS DISTRIBUTION INTENSITY DATA

Test:U:226.6V I:0.0900A P:19.40W PF:0.9540 Lamp Flux:1612.55x1 lm					
NAME:			TYPE:		WEIGHT:
DIM.:			SPEC.:		SERIAL No.:
MFR.: Rayconn			SUR.:		PROTECTION ANGLE:

Table--2

UNIT: cd

C(DEC) γ (DEC)	285	300	315	330	345														
0	8274	8274	8274	8274	8274														
5	7354	7144	6879	6764	6628														
10	4086	4093	3884	3908	3763														
15	1720	1792	1756	1825	1782														
20	966	997	1002	1043	1047														
25	720	742	748	754	769														
30	581	602	592	608	578														
35	109	141	109	137	94.5														
40	36.8	37.7	36.4	35.7	32.8														
45	21.4	22.1	21.8	21.0	19.9														
50	13.7	14.1	14.1	13.8	13.4														
55	10.1	10.3	10.5	10.3	10.1														
60	8.79	8.82	8.84	8.70	8.43														
65	7.72	7.75	7.65	7.52	7.31														
70	6.60	6.70	6.59	6.54	6.33														
75	5.62	5.70	5.62	5.58	5.50														
80	4.82	4.87	4.79	4.75	4.69														
85	4.25	4.30	4.22	4.19	4.15														
90	3.84	3.85	3.79	3.76	3.76														
95	3.86	3.85	3.82	3.79	3.81														
100	3.91	3.90	3.88	3.84	3.86														
105	4.05	4.03	4.02	3.98	4.01														
110	4.26	4.23	4.25	4.20	4.24														
115	4.56	4.52	4.54	4.49	4.53														
120	5.02	4.98	5.01	4.95	4.99														
125	5.86	5.79	5.85	5.77	5.84														
130	7.31	7.23	7.32	7.25	7.37														
135	9.14	9.04	9.14	9.07	9.21														
140	10.8	10.7	10.8	10.7	10.8														
145	12.0	11.9	12.0	11.9	12.0														
150	12.8	12.7	12.7	12.6	12.8														
155	13.2	13.1	13.2	13.1	13.2														
160	13.5	13.4	13.5	13.4	13.5														
165	13.7	13.7	13.7	13.7	13.8														
170	13.7	13.6	13.7	13.7	13.7														
175	13.1	13.0	13.1	13.0	13.0														
180	12.8	12.8	12.8	12.8	12.8														

C Range: 0 - 360DEG  
C Interval: 15.0DEG  
Test Speed: HIGH  
Temperature:25.3DEG  
Operators:ZhangXiao  
Test Date:2016-08-01

γ Range: 0 - 180DEG  
γ Interval: 1.0DEG  
Test System:EVERFINE GO-2000B\_V1 SYSTEM V2.0.265  
Humidity:65.0%  
Test Distance:6.610m [K=1.0000]  
Remarks: