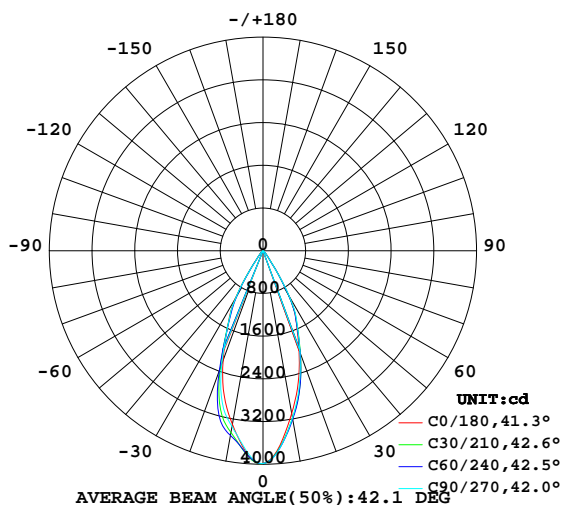


LUMINAIRE PHOTOMETRIC TEST REPORT

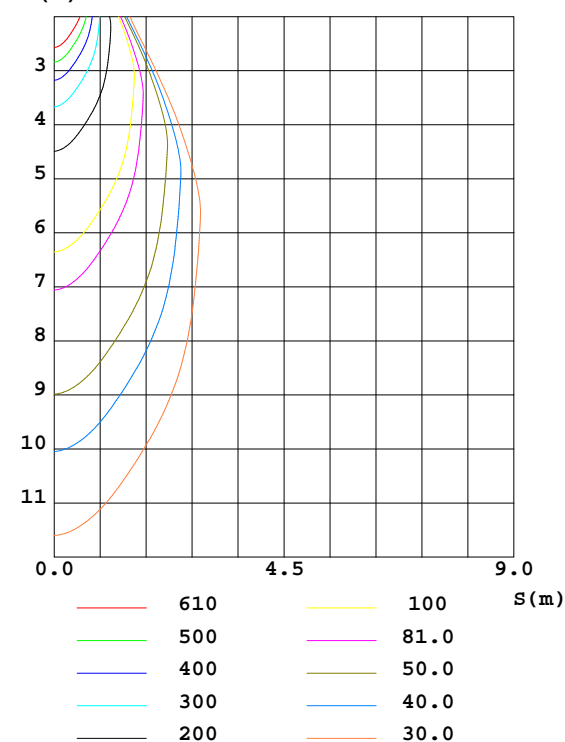
Test:U:226.6V I:0.1270A P:27.70W PF:0.9610 Lamp Flux:2218.31x1 lm		
NAME:	TYPE:	WEIGHT:
DIM.:	SPEC.:	SERIAL No.:
MFR.: Rayconn	SUR.:	PROTECTION ANGLE:

DATA OF LAMP		PHOTOMETRIC DATA Eff: 80.08 lm/W			
MODEL	TL16-30W-927-W-45	Imax(cd)	3989	S/MH(C0/180)	0.63
NOMINAL POWER(W)	28	LOR(%)	100.0	S/MH(C90/270)	0.64
RATED VOLTAGE(V)	226	TOTAL FLUX(lm)	2218.3	η UP,DN(C0-180)	1.3,47.9
NOMINAL FLUX(lm)	2218.31	CIE CLASS	DIRECT	η UP,DN(C180-360)	1.4,49.4
LAMPS INSIDE	1	η up(%)	2.6	CIBSE SHR NOM	0.75
TEST VOLTAGE(V)	226.6	η down(%)	97.4	CIBSE SHR MAX	0.75

LUMINOUS INTENSITY DISTRIBUTION DIAGRAM



C0 PLANE ISOLUX DIAGRAM (UNIT:lx)



C Range: 0 - 360DEG
C Interval: 15.0DEG
Test Speed: HIGH
Temperature:25.3DEG
Operators:ZhangXiao
Test Date:2016-08-01

γ Range: 0 - 180DEG
γ Interval: 1.0DEG
Test System:EVERFINE GO-2000B_V1 SYSTEM V2.0.265
Humidity:65.0%
Test Distance:6.610m [K=1.0000]
Remarks:

ZONAL FLUX DIAGRAM

ZONAL FLUX DIAGRAM:

γ	C0	C45	C90	C135	C180	C225	C270	C315	γ	Φ zone	Φ total	%lum, lamp
10	3093	3219	3182	3206	3300	3502	3344	3071	0- 10	339.0	339.0	15.3,15.3
20	1975	2068	2028	2117	2188	2351	2262	1992	10- 20	756.3	1095	49.4,49.4
30	959.1	964.1	984.8	1045	1051	969.2	1029	1005	20- 30	702.1	1797	81,81
40	139.1	121.5	127.7	137.7	128.7	114.2	122.9	140.9	30- 40	255.8	2053	92.6,92.6
50	39.44	34.57	36.02	36.87	35.80	33.36	34.96	39.15	40- 50	54.04	2107	95,95
60	18.14	17.77	18.10	18.58	18.19	17.86	18.18	18.15	50- 60	22.48	2130	96,96
70	11.27	11.32	11.44	11.68	11.54	11.33	11.47	11.47	60- 70	14.28	2144	96.7,96.7
80	7.060	7.074	7.067	7.202	7.471	7.440	7.515	7.429	70- 80	9.732	2154	97.1,97.1
90	4.570	4.108	4.093	4.114	5.117	4.944	4.932	4.900	80- 90	6.423	2160	97.4,97.4
100	4.231	4.095	4.102	4.084	5.303	5.244	5.253	5.249	90-100	5.024	2165	97.6,97.6
110	5.022	4.976	5.020	4.979	6.142	6.137	6.132	6.187	100-110	5.333	2171	97.8,97.8
120	7.091	7.100	7.136	6.937	7.878	7.925	7.911	8.007	110-120	6.385	2177	98.1,98.1
130	10.29	10.29	10.25	10.04	10.56	10.58	10.63	10.74	120-130	7.947	2185	98.5,98.5
140	13.72	13.70	13.67	13.57	13.76	13.71	13.80	13.96	130-140	9.330	2194	98.9,98.9
150	16.38	16.39	16.37	16.30	16.48	16.48	16.53	16.58	140-150	9.502	2204	99.3,99.3
160	17.44	17.49	17.46	17.48	17.66	17.64	17.66	17.65	150-160	7.912	2212	99.7,99.7
170	17.55	17.55	17.72	17.80	17.95	17.89	17.90	17.91	160-170	5.016	2217	99.9,99.9
180	18.06	18.18	18.17	18.17	18.11	18.14	18.18	18.17	170-180	1.707	2218	100,100
DEG	LUMINOUS INTENSITY:cd									UNIT:lm		

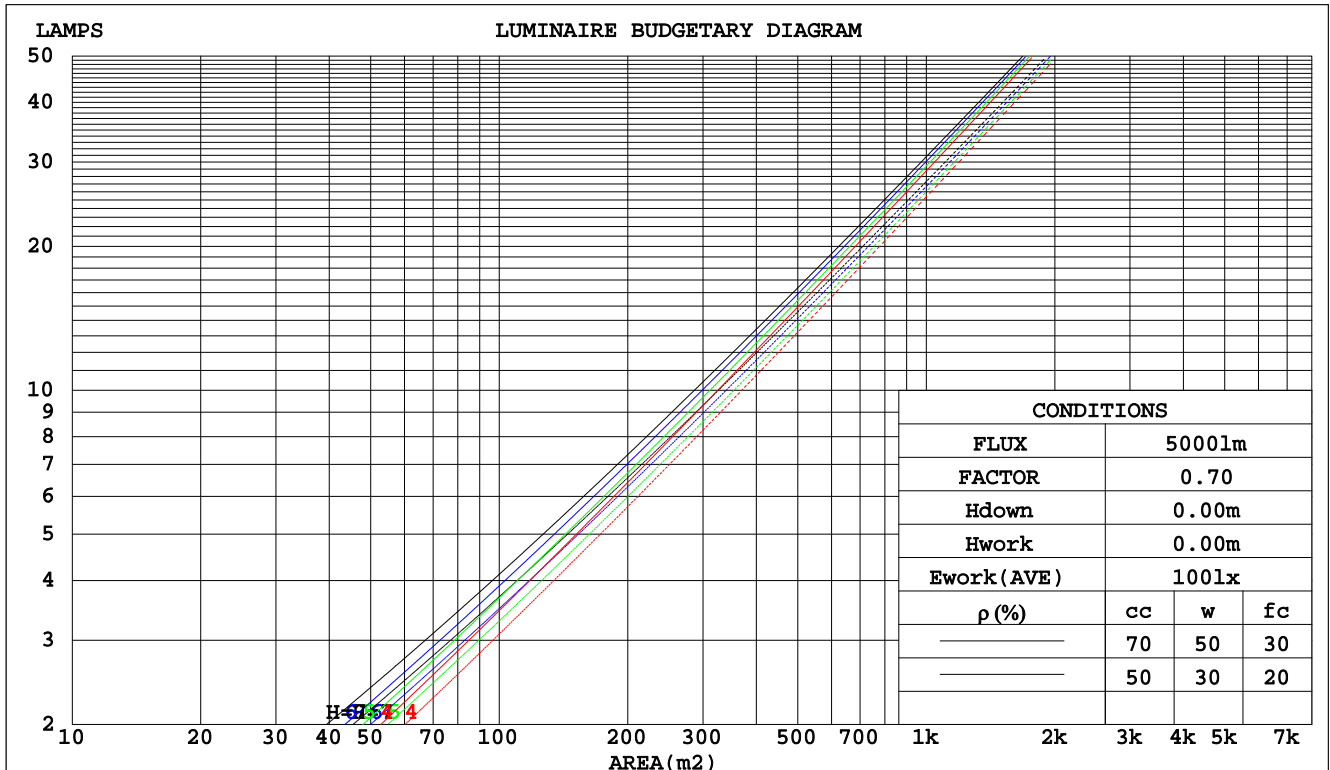
C Range: 0 - 360DEG
C Interval: 15.0DEG
Test Speed: HIGH
Temperature:25.3DEG
Operators:ZhangXiao
Test Date:2016-08-01

γ Range: 0 - 180DEG
γ Interval: 1.0DEG
Test System:EVERFINE GO-2000B_V1 SYSTEM V2.0.265
Humidity:65.0%
Test Distance:6.610m [K=1.0000]
Remarks:

CU AND LUMINAIRE BUDGETARY ESTIMATE DIAGRAM

Test:U:226.6V I:0.1270A P:27.70W PF:0.9610 Lamp Flux:2218.31lx1 lm		
NAME:	TYPE:	WEIGHT:
DIM.:	SPEC.:	SERIAL No.:
MFR.: Rayconn	SUR.:	PROTECTION ANGLE:

pcc	80%			70%			50%			30%			10%			0
pw	50%	30%	10%	50%	30%	10%	50%	30%	10%	50%	30%	10%	50%	30%	10%	0
pfc	20%			20%			20%			20%			20%			0
RCR	RCR:Room Cavity Ratio															



C Range: 0 - 360DEG
C Interval: 15.0DEG
Test Speed: HIGH
Temperature: 25.3DEG
Operators: ZhangXiao
Test Date: 2016-08-01

γ Range: 0 - 180DEG
γ Interval: 1.0DEG
Test System: EVERFINE GO-2000B_V1 SYSTEM V2.0.265
Humidity: 65.0%
Test Distance: 6.610m [K=1.0000]
Remarks:

WEC AND CCEC

Test:U:226.6V I:0.1270A P:27.70W PF:0.9610 Lamp Flux:2218.31x1 lm					
NAME:		TYPE:		WEIGHT:	
DIM.:		SPEC.:		SERIAL No.:	
MFR.: Rayconn		SUR.:		PROTECTION ANGLE:	

pcc	80%			70%			50%			30%			10%			0
ρw	50%	30%	10%	50%	30%	10%	50%	30%	10%	50%	30%	10%	50%	30%	10%	0
ρfc	20%			20%			20%			20%			20%			0
RCR	RCR:Room Cavity Ratio						Wall Exitance Coefficients(WEC)									
0.0																
1.0	.172	.098	.031	.165	.094	.030	.151	.086	.028	.138	.079	.026	.126	.073	.024	
2.0	.162	.089	.027	.156	.086	.026	.144	.080	.025	.133	.074	.023	.122	.069	.022	
3.0	.152	.081	.024	.147	.079	.024	.137	.074	.023	.127	.070	.021	.119	.066	.020	
4.0	.144	.075	.022	.139	.073	.022	.131	.069	.021	.122	.066	.020	.115	.062	.019	
5.0	.137	.070	.020	.133	.068	.020	.125	.065	.019	.118	.062	.018	.111	.059	.018	
6.0	.130	.065	.019	.126	.064	.018	.119	.061	.018	.113	.059	.017	.107	.056	.017	
7.0	.124	.061	.017	.121	.060	.017	.115	.058	.017	.109	.056	.016	.103	.054	.016	
8.0	.118	.058	.016	.115	.057	.016	.110	.055	.016	.105	.053	.015	.100	.051	.015	
9.0	.113	.055	.015	.111	.054	.015	.106	.052	.015	.101	.051	.015	.097	.049	.014	
10.0	.109	.052	.014	.106	.051	.014	.102	.050	.014	.098	.048	.014	.094	.047	.014	

pcc	80%			70%			50%			30%			10%			0
ρw	50%	30%	10%	50%	30%	10%	50%	30%	10%	50%	30%	10%	50%	30%	10%	0
ρfc	20%			20%			20%			20%			20%			0
RCR	RCR:Room Cavity Ratio			Ceiling Cavity Exitance Coefficients(CCEC)												
0.0	.210	.210	.210	.180	.180	.180	.123	.123	.123	.071	.071	.071	.023	.023	.023	
1.0	.191	.177	.165	.163	.152	.142	.112	.105	.098	.064	.061	.057	.021	.020	.019	
2.0	.175	.153	.134	.150	.132	.116	.103	.091	.081	.059	.053	.047	.019	.017	.015	
3.0	.162	.134	.111	.139	.116	.096	.095	.080	.068	.055	.047	.040	.018	.015	.013	
4.0	.151	.119	.094	.130	.103	.082	.089	.072	.058	.052	.042	.034	.017	.014	.011	
5.0	.142	.107	.082	.122	.093	.071	.084	.065	.050	.049	.038	.030	.016	.012	.010	
6.0	.135	.098	.072	.116	.085	.063	.080	.059	.044	.046	.035	.026	.015	.011	.009	
7.0	.128	.090	.064	.110	.078	.056	.076	.055	.040	.044	.032	.024	.014	.011	.008	
8.0	.122	.084	.058	.105	.073	.051	.073	.051	.036	.042	.030	.021	.014	.010	.007	
9.0	.117	.079	.053	.101	.068	.046	.070	.048	.033	.041	.028	.020	.013	.009	.006	
10.0	.112	.074	.049	.097	.065	.043	.067	.045	.030	.039	.027	.018	.013	.009	.006	

C Range: 0 - 360DEG
C Interval: 15.0DEG
Test Speed: HIGH
Temperature:25.3DEG
Operators:ZhangXiao
Test Date:2016-08-01

γ Range: 0 - 180DEG
γ Interval: 1.0DEG
Test System:EVERFINE GO-2000B_V1 SYSTEM V2.0.265
Humidity:65.0%
Test Distance:6.610m [K=1.0000]
Remarks:

Uncorrected UGR Table

Test:U:226.6V I:0.1270A P:27.70W PF:0.9610 Lamp Flux:2218.31x1 lm												
NAME:					TYPE:			WEIGHT:				
DIM.:					SPEC.:			SERIAL No.:				
MFR.: Rayconn					SUR.:			PROTECTION ANGLE:				
ceiling/cavity	0.7	0.7	0.5	0.5	0.3	0.7	0.7	0.5	0.5	0.3		
walls	0.5	0.3	0.5	0.3	0.3	0.5	0.3	0.5	0.3	0.3		
working plane	0.2	0.2	0.2	0.2	0.2	0.2	0.2	0.2	0.2	0.2		
Room dimensions		Viewed crosswise					Viewed endwise					
x = 2H y = 2H		16.3	17.2	16.6	17.4	17.6	16.2	17.1	16.5	17.3	17.5	
		3H	16.4	17.2	16.7	17.4	17.7	16.3	17.1	16.6	17.3	17.6
		4H	16.5	17.2	16.8	17.5	17.7	16.4	17.1	16.7	17.4	17.6
		6H	16.6	17.2	16.9	17.5	17.8	16.5	17.2	16.8	17.5	17.7
		8H	16.6	17.3	17.0	17.6	17.9	16.6	17.2	16.9	17.5	17.8
		12H	16.8	17.4	17.1	17.7	18.0	16.7	17.3	17.0	17.6	17.9
4H		2H	16.2	16.9	16.5	17.2	17.4	16.1	16.8	16.4	17.1	17.4
		3H	16.3	17.0	16.7	17.3	17.6	16.2	16.9	16.6	17.2	17.5
		4H	16.5	17.0	16.8	17.4	17.7	16.4	17.0	16.8	17.3	17.7
		6H	16.7	17.2	17.1	17.6	18.0	16.6	17.1	17.0	17.5	17.9
		8H	16.8	17.3	17.3	17.7	18.1	16.7	17.2	17.2	17.6	18.0
		12H	17.1	17.5	17.5	17.9	18.4	17.0	17.4	17.4	17.8	18.3
8H		4H	16.4	16.9	16.9	17.3	17.7	16.4	16.8	16.8	17.2	17.7
		6H	16.8	17.2	17.2	17.6	18.1	16.7	17.1	17.2	17.5	18.0
		8H	17.0	17.4	17.5	17.8	18.3	17.0	17.3	17.4	17.8	18.3
		12H	17.4	17.7	17.9	18.2	18.7	17.3	17.6	17.8	18.1	18.6
12H		4H	16.4	16.9	16.9	17.3	17.7	16.3	16.8	16.8	17.2	17.6
		6H	16.8	17.1	17.3	17.6	18.1	16.7	17.1	17.2	17.5	18.0
		8H	17.1	17.4	17.6	17.9	18.4	17.0	17.3	17.5	17.8	18.3
Variations with the observer position at spacings:												
S = 1.0H		+ 1.7 / - 1.5					+ 1.6 / - 1.5					
1.5H		+ 3.2 / - 1.4					+ 3.0 / - 1.3					
2.0H		+ 1.9 / - 0.5					+ 1.4 / - 0.5					

CIE Pub.117 Corrected 2218 lm Total Lamp Luminous Flux.(8log(F/F0) = 2.8)

C Range: 0 - 360DEG
C Interval: 15.0DEG
Test Speed: HIGH
Temperature:25.3DEG
Operators:ZhangXiao
Test Date:2016-08-01

γ Range: 0 - 180DEG
γ Interval: 1.0DEG
Test System:EVERFINE GO-2000B_V1 SYSTEM V2.0.265
Humidity:65.0%
Test Distance:6.610m [K=1.0000]
Remarks:

UTILIZATION FACTORS TABLE

Test:U:226.6V I:0.1270A P:27.70W PF:0.9610 Lamp Flux:2218.31x1 lm		
NAME:	TYPE:	WEIGHT:
DIM.:	SPEC.:	SERIAL No.:
MFR.: Rayconn	SUR.:	PROTECTION ANGLE:

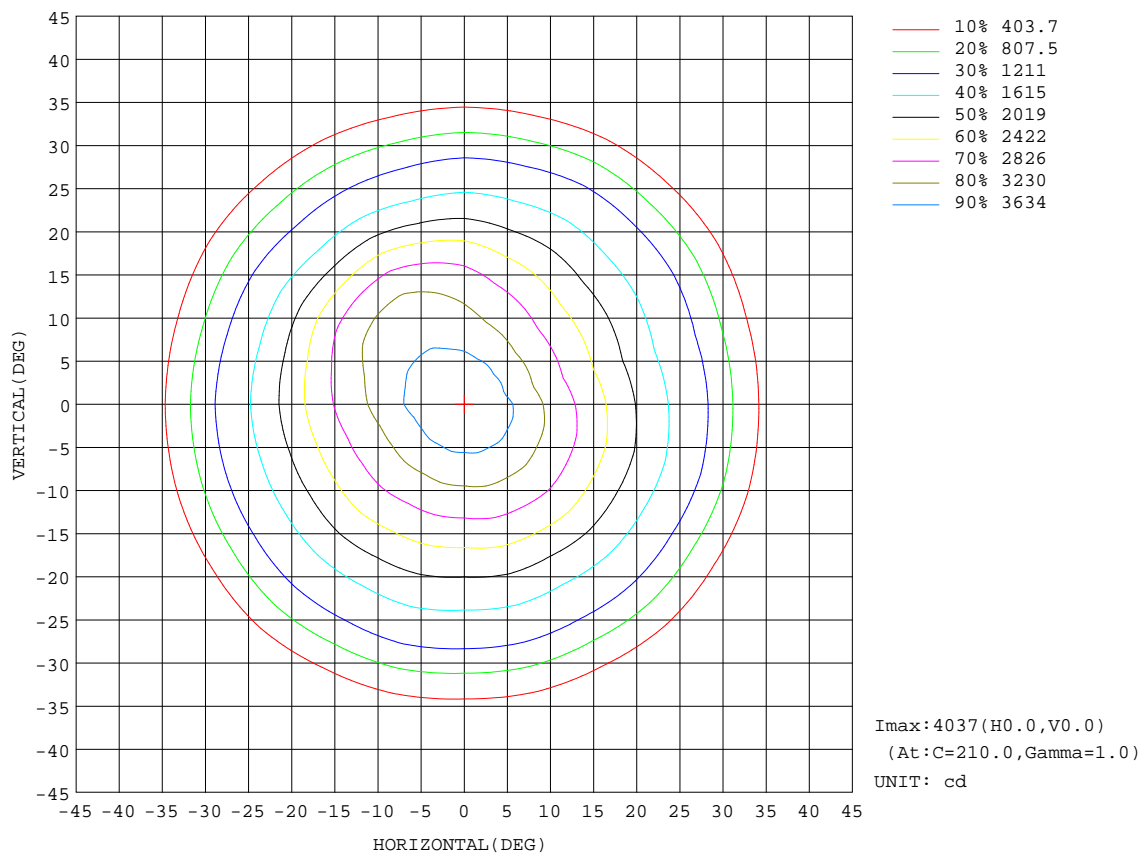
REFLECTANCE										
Ceiling	0.8	0.8	0.8	0.7	0.7	0.7	0.5	0.5	0.5	0
Walls	0.7	0.5	0.3	0.7	0.5	0.3	0.7	0.5	0.3	0
Working plane	0.2	0.2	0.2	0.2	0.2	0.2	0.2	0.2	0.2	0
ROOM INDEX	UTILIZATION FACTORS(PERCENT) $k(RI) \times RCR = 5$									
$k = 0.60$	87	81	77	86	80	77	85	80	77	73
0.80	94	88	85	93	88	85	92	87	84	80
1.00	98	93	89	97	92	89	96	92	88	84
1.25	102	97	94	101	96	93	99	95	92	88
1.50	105	100	97	104	99	96	101	98	95	90
2.00	108	103	100	106	102	99	103	100	97	92
2.50	109	105	102	108	104	101	104	101	99	93
3.00	111	107	105	109	106	103	105	103	101	94
4.00	113	110	108	111	108	106	107	105	103	95
5.00	114	112	110	112	110	108	107	106	105	96
ROOM INDEX	UF(total)									Direct
According to DIN EN 13032-2 2004			Suspended					SHRNOM = 1.25		

C Range: 0 - 360DEG
C Interval: 15.0DEG
Test Speed: HIGH
Temperature:25.3DEG
Operators:ZhangXiao
Test Date:2016-08-01

γ Range: 0 - 180DEG
 γ Interval: 1.0DEG
 γ Test System:EVERFINE GO-2000B_V1 SYSTEM V2.0.265
Humidity:65.0%
Test Distance:6.610m [K=1.0000]
Remarks:

ISOCANDELA DIAGRAM

Test:U:226.6V I:0.1270A P:27.70W PF:0.9610 Lamp Flux:2218.31x1 lm		
NAME:	TYPE:	WEIGHT:
DIM.:	SPEC.:	SERIAL No.:
MFR.: Rayconn	SUR.:	PROTECTION ANGLE:



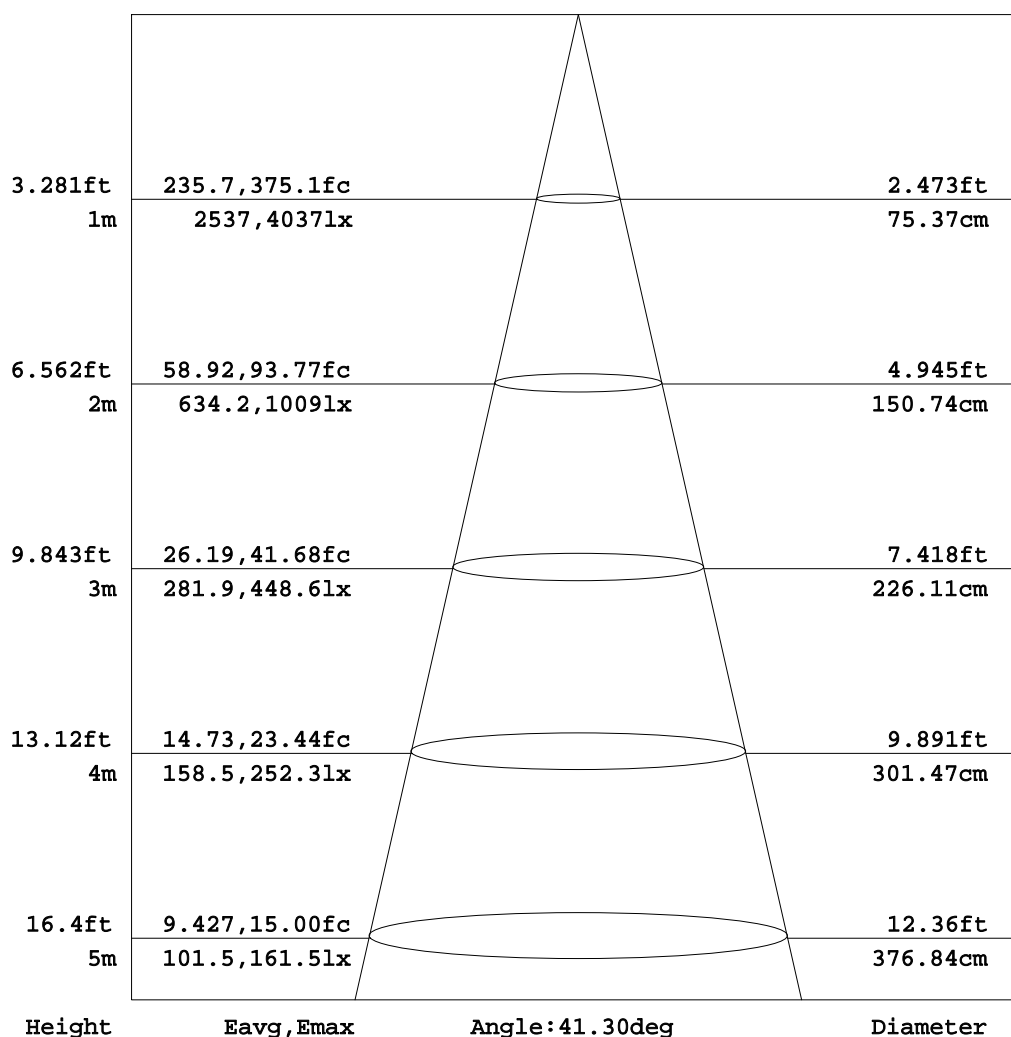
C Range: 0 - 360DEG
C Interval: 15.0DEG
Test Speed: HIGH
Temperature: 25.3DEG
Operators: ZhangXiao
Test Date: 2016-08-01

γ Range: 0 - 180DEG
γ Interval: 1.0DEG
Test System: EVERFINE GO-2000B_V1 SYSTEM V2.0.265
Humidity: 65.0%
Test Distance: 6.610m [K=1.0000]
Remarks:

AAI Figure

Test:U:226.6V I:0.1270A P:27.70W PF:0.9610 Lamp Flux:2218.31x1 lm		
NAME:	TYPE:	WEIGHT:
DIM.:	SPEC.:	SERIAL No.:
MFR.: Rayconn	SUR.:	PROTECTION ANGLE:

Flux out:1174 lm



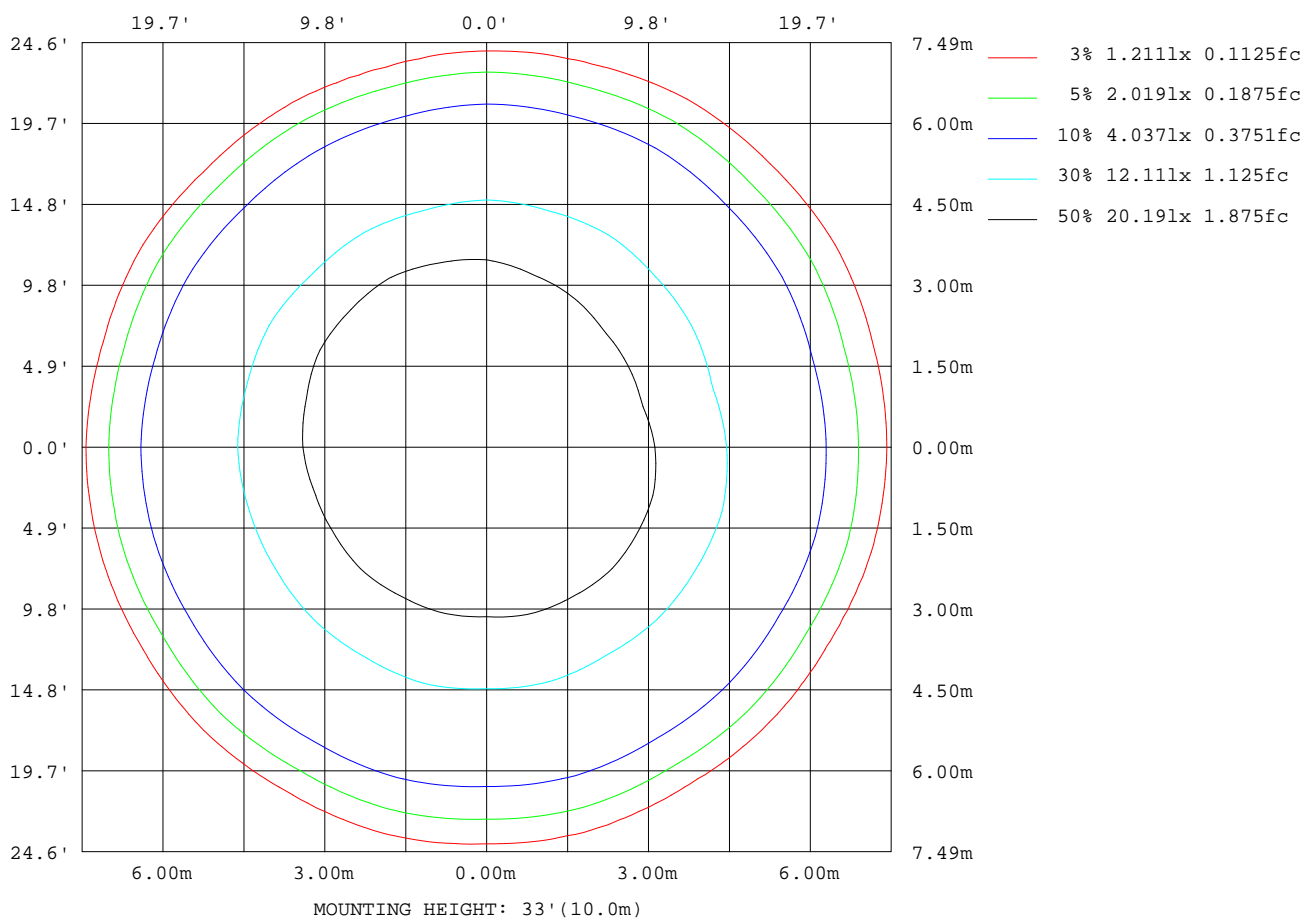
Note: The Curves indicate the illuminated area and the average illumination when the luminaire is at different distance.

C Range: 0 - 360DEG
C Interval: 15.0DEG
Test Speed: HIGH
Temperature: 25.3DEG
Operators: ZhangXiao
Test Date: 2016-08-01

γ Range: 0 - 180DEG
γ Interval: 1.0DEG
Test System: EVERFINE GO-2000B_V1 SYSTEM V2.0.265
Humidity: 65.0%
Test Distance: 6.610m [K=1.0000]
Remarks:

ISOLUX DIAGRAM

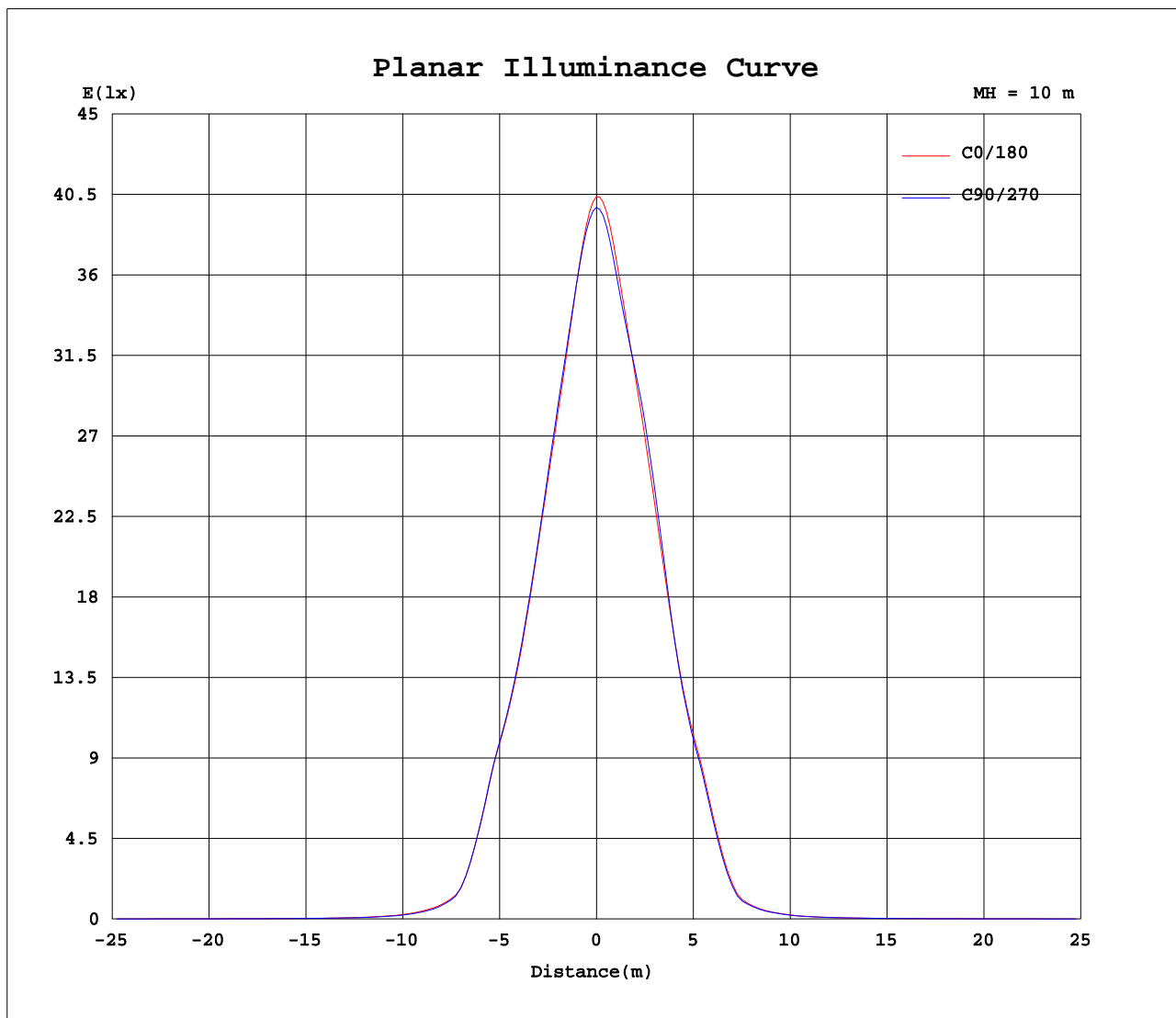
Test:U:226.6V I:0.1270A P:27.70W PF:0.9610 Lamp Flux:2218.31x1 lm		
NAME:	TYPE:	WEIGHT:
DIM.:	SPEC.:	SERIAL No.:
MFR.: Rayconn	SUR.:	PROTECTION ANGLE:



C Range: 0 - 360DEG
C Interval: 15.0DEG
Test Speed: HIGH
Temperature: 25.3DEG
Operators: ZhangXiao
Test Date: 2016-08-01

γ Range: 0 - 180DEG
γ Interval: 1.0DEG
Test System: EVERFINE GO-2000B_V1 SYSTEM V2.0.265
Humidity: 65.0%
Test Distance: 6.610m [K=1.0000]
Remarks:

Planar Illuminance Curve



C Range: 0 - 360DEG
C Interval: 15.0DEG
Test Speed: HIGH
Temperature: 25.3DEG
Operators: ZhangXiao
Test Date: 2016-08-01

γ Range: 0 - 180DEG
 γ Interval: 1.0DEG
Test System: EVERFINE GO-2000B_V1 SYSTEM V2.0.265
Humidity: 65.0%
Test Distance: 6.610m [K=1.0000]
Remarks:

LUMINOUS DISTRIBUTION INTENSITY DATA

Test:U:226.6V I:0.1270A P:27.70W PF:0.9610 Lamp Flux:2218.31x1 lm																			
NAME:										TYPE:					WEIGHT:				
DIM.:										SPEC.:					SERIAL No.:				
MFR.: Rayconn										SUR.:					PROTECTION ANGLE:				

Table--1

UNIT: cd

C(DEG) γ (DEG)	0	15	30	45	60	75	90	105	120	135	150	165	180	195	210	225	240	255	270
0	3987	3987	3987	3987	3987	3987	3987	3987	3987	3987	3987	3987	3987	3987	3987	3987	3987	3987	3987
5	3658	3688	3689	3711	3702	3717	3700	3716	3701	3727	3726	3760	3772	3774	3803	3790	3793	3755	3742
10	3093	3158	3185	3219	3209	3213	3182	3189	3174	3206	3212	3259	3300	3352	3455	3502	3512	3435	3344
15	2555	2637	2661	2693	2668	2666	2622	2641	2644	2692	2704	2751	2810	2904	3078	3156	3189	3073	2949
20	1975	2048	2054	2068	2037	2057	2028	2067	2072	2117	2117	2153	2188	2228	2347	2351	2399	2302	2262
25	1478	1527	1506	1514	1488	1527	1516	1552	1525	1547	1538	1566	1571	1556	1584	1530	1557	1528	1572
30	959	988	942	964	941	990	985	1032	1005	1045	1025	1054	1051	1012	1018	969	986	982	1029
35	313	322	299	308	298	323	317	342	329	354	341	363	359	342	356	330	336	319	339
40	139	136	123	122	120	127	128	136	130	138	130	137	129	124	122	114	115	114	123
45	72.8	67.0	61.1	60.5	59.6	63.0	63.7	66.4	64.7	66.1	64.9	66.1	64.3	61.8	61.1	57.6	58.1	57.7	61.8
50	39.4	37.2	34.8	34.6	34.4	35.7	36.0	36.8	36.3	36.9	36.5	36.7	35.8	34.9	34.6	33.4	33.6	33.4	35.0
55	25.1	24.4	23.5	23.5	23.5	24.0	24.2	24.4	24.3	24.7	24.5	24.6	24.2	23.9	24.0	23.5	23.6	23.5	24.0
60	18.1	18.1	17.7	17.8	17.7	18.0	18.1	18.2	18.2	18.6	18.5	18.5	18.2	18.1	18.2	17.9	18.0	17.8	18.2
65	14.2	14.3	14.1	14.2	14.1	14.3	14.4	14.4	14.5	14.7	14.6	14.6	14.3	14.2	14.2	14.0	14.0	14.0	14.3
70	11.3	11.3	11.2	11.3	11.3	11.4	11.4	11.5	11.5	11.7	11.7	11.7	11.5	11.4	11.4	11.3	11.3	11.3	11.5
75	8.87	8.93	8.84	8.94	8.90	9.07	9.01	9.11	9.11	9.27	9.27	9.31	9.35	9.24	9.26	9.28	9.27	9.24	9.37
80	7.06	7.06	7.01	7.07	7.03	7.09	7.07	7.11	7.09	7.20	7.17	7.25	7.47	7.41	7.42	7.44	7.48	7.45	7.51
85	6.22	5.52	5.46	5.50	5.45	5.52	5.52	5.60	5.59	5.66	5.64	5.77	6.32	6.17	6.13	6.13	6.15	6.12	6.17
90	4.57	4.12	4.09	4.11	4.09	4.06	4.09	4.10	4.12	4.11	4.15	4.31	5.12	5.00	4.92	4.94	4.90	4.91	4.93
95	4.41	4.05	4.03	4.06	4.06	4.05	4.05	4.04	4.05	4.04	4.07	4.19	5.22	5.12	5.06	5.09	5.06	5.06	5.07
100	4.23	4.09	4.07	4.09	4.10	4.11	4.10	4.09	4.08	4.08	4.08	4.15	5.30	5.28	5.24	5.24	5.24	5.25	5.25
105	4.44	4.39	4.40	4.39	4.40	4.40	4.41	4.40	4.40	4.39	4.39	4.39	5.62	5.60	5.58	5.59	5.58	5.60	5.59
110	5.02	4.99	5.00	4.98	4.99	4.98	5.02	5.01	5.01	4.98	4.99	4.97	6.14	6.13	6.11	6.14	6.13	6.15	6.13
115	5.91	5.88	5.92	5.87	5.91	5.87	5.93	5.88	5.89	5.83	5.85	5.81	6.89	6.89	6.87	6.91	6.91	6.93	6.90
120	7.09	7.08	7.15	7.10	7.15	7.09	7.14	7.04	7.03	6.94	6.97	6.92	7.88	7.89	7.88	7.92	7.92	7.95	7.91
125	8.58	8.56	8.64	8.60	8.66	8.58	8.58	8.47	8.46	8.35	8.38	8.29	9.10	9.11	9.10	9.16	9.14	9.19	9.16
130	10.3	10.3	10.3	10.3	10.3	10.3	10.2	10.1	10.1	10.0	10.0	9.93	10.6	10.6	10.5	10.6	10.6	10.6	10.6
135	12.1	12.0	12.1	12.0	12.1	12.0	12.0	11.9	12.0	11.9	11.8	11.7	12.1	12.2	12.1	12.1	12.1	12.2	12.2
140	13.7	13.7	13.7	13.7	13.7	13.7	13.7	13.6	13.6	13.6	13.5	13.4	13.8	13.7	13.7	13.7	13.7	13.8	13.8
145	15.2	15.2	15.2	15.2	15.2	15.2	15.2	15.1	15.1	15.1	15.0	15.0	15.3	15.3	15.3	15.2	15.2	15.3	15.3
150	16.4	16.4	16.4	16.4	16.4	16.4	16.4	16.3	16.3	16.3	16.3	16.2	16.5	16.5	16.5	16.5	16.5	16.5	16.5
155	17.1	17.1	17.1	17.1	17.2	17.1	17.1	17.1	17.1	17.1	17.1	17.1	17.3	17.3	17.3	17.3	17.3	17.3	17.3
160	17.4	17.5	17.5	17.5	17.5	17.5	17.5	17.5	17.5	17.5	17.5	17.4	17.7	17.6	17.7	17.6	17.7	17.7	17.7
165	17.6	17.6	17.5	17.5	17.5	17.6	17.6	17.7	17.7	17.7	17.7	17.7	17.9	17.8	17.9	17.8	17.8	17.8	17.8
170	17.5	17.5	17.5	17.5	17.6	17.7	17.7	17.8	17.8	17.8	17.8	17.8	18.0	17.9	17.9	17.9	17.9	17.9	17.9
175	17.7	17.7	17.8	17.8	17.8	17.9	17.9	17.9	17.9	17.9	17.9	17.9	18.0	18.0	18.0	18.0	18.0	18.0	18.0
180	18.1	18.1	18.1	18.2	18.2	18.2	18.2	18.2	18.2	18.2	18.2	18.2	18.1	18.1	18.2	18.1	18.2	18.2	18.2

C Range: 0 - 360DEG
C Interval: 15.0DEG
Test Speed: HIGH
Temperature:25.3DEG
Operators:ZhangXiao
Test Date:2016-08-01

γ Range: 0 - 180DEG
γ Interval: 1.0DEG
Test System:EVERFINE GO-2000B_V1 SYSTEM V2.0.265
Humidity:65.0%
Test Distance:6.610m [K=1.0000]
Remarks:

LUMINOUS DISTRIBUTION INTENSITY DATA

Test:U:226.6V I:0.1270A P:27.70W PF:0.9610 Lamp Flux:2218.31x1 lm		
NAME:	TYPE:	WEIGHT:
DIM.:	SPEC.:	SERIAL No.:
MFR.: Rayconn	SUR.:	PROTECTION ANGLE:

Table--2

UNIT: cd

C(DEC) γ (DEC)	285	300	315	330	345														
0	3987	3987	3987	3987	3987														
5	3696	3683	3642	3653	3638														
10	3230	3154	3071	3063	3050														
15	2770	2659	2541	2517	2496														
20	2139	2088	1992	1966	1922														
25	1541	1555	1508	1488	1447														
30	1015	1044	1005	1005	958														
35	331	347	328	341	314														
40	129	142	141	150	144														
45	64.0	69.3	72.5	76.1	74.3														
50	35.8	38.0	39.2	41.4	40.5														
55	24.1	24.8	25.0	25.8	25.2														
60	18.0	18.2	18.1	18.4	18.0														
65	14.2	14.4	14.3	14.3	13.9														
70	11.5	11.6	11.5	11.4	11.2														
75	9.31	9.37	9.25	9.20	8.99														
80	7.46	7.51	7.43	7.38	7.31														
85	6.14	6.18	6.10	6.09	6.40														
90	4.93	4.97	4.90	4.90	5.15														
95	5.06	5.09	5.06	5.06	5.29														
100	5.26	5.27	5.25	5.25	5.36														
105	5.62	5.62	5.62	5.61	5.64														
110	6.17	6.17	6.19	6.15	6.17														
115	6.95	6.93	6.97	6.92	6.95														
120	7.97	7.95	8.01	7.96	8.01														
125	9.22	9.20	9.26	9.24	9.32														
130	10.7	10.7	10.7	10.8	10.9														
135	12.3	12.3	12.4	12.4	12.5														
140	13.9	13.9	14.0	14.0	14.1														
145	15.4	15.3	15.4	15.4	15.5														
150	16.6	16.5	16.6	16.6	16.7														
155	17.3	17.3	17.3	17.3	17.3														
160	17.7	17.6	17.6	17.6	17.6														
165	17.8	17.8	17.8	17.8	17.8														
170	17.9	17.9	17.9	17.9	17.9														
175	18.0	18.0	18.0	18.0	18.0														
180	18.2	18.2	18.2	18.2	18.2														

C Range: 0 - 360DEG
C Interval: 15.0DEG
Test Speed: HIGH
Temperature:25.3DEG
Operators:ZhangXiao
Test Date:2016-08-01

γ Range: 0 - 180DEG
γ Interval: 1.0DEG
γ Test System:EVERFINE GO-2000B_V1 SYSTEM V2.0.265
Humidity:65.0%
Test Distance:6.610m [K=1.0000]
Remarks: