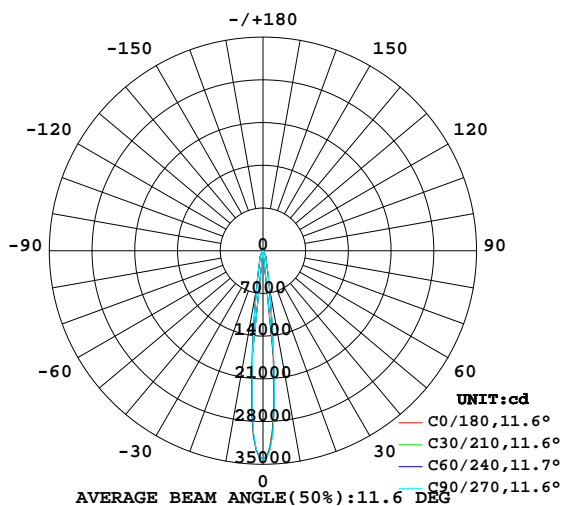


LUMINAIRE PHOTOMETRIC TEST REPORT

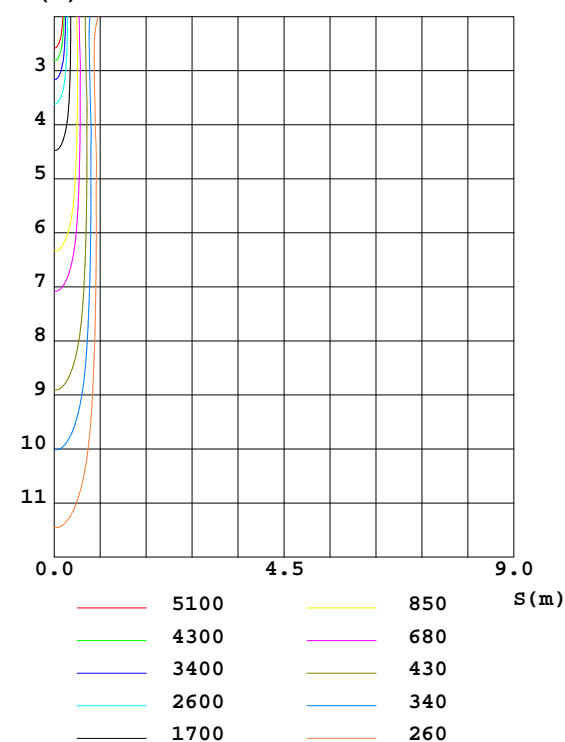
Test:U:226.6V I:0.1260A P:27.60W PF:0.9600 Lamp Flux:2964.98x1 lm		
NAME:	TYPE:	WEIGHT:
DIM.:	SPEC.:	SERIAL No.:
MFR.: Rayconn	SUR.:	PROTECTION ANGLE:

DATA OF LAMP		PHOTOMETRIC DATA Eff: 107.43 lm/W			
MODEL	TL14-30W-840-W-12	Imax(cd)	34147	S/MH(C0/180)	0.20
NOMINAL POWER(W)	28	LOR(%)	100.0	S/MH(C90/270)	0.21
RATED VOLTAGE(V)	226	TOTAL FLUX(lm)	2965.0	η UP,DN(C0-180)	1.2,49.8
NOMINAL FLUX(lm)	2964.98	CIE CLASS	DIRECT	η UP,DN(C180-360)	1.4,47.6
LAMPS INSIDE	1	η up(%)	2.6	CIBSE SHR NOM	0.00
TEST VOLTAGE(V)	226.5	η down(%)	97.4	CIBSE SHR MAX	1.00

LUMINOUS INTENSITY DISTRIBUTION DIAGRAM



C0 PLANE ISOLUX DIAGRAM (UNIT:lx)



C Range: 0 - 360DEG
C Interval: 15.0DEG
Test Speed: HIGH
Temperature:25.3DEG
Operators:ZhangXiao
Test Date:2016-08-16

γ Range: 0 - 180DEG
γ Interval: 1.0DEG
Test System:EVERFINE GO-2000B_V1 SYSTEM V2.0.265
Humidity:65.0%
Test Distance:6.590m [K=1.0000]
Remarks:

ZONAL FLUX DIAGRAM

ZONAL FLUX DIAGRAM:

γ	C0	C45	C90	C135	C180	C225	C270	C315	γ	Φ zone	Φ total	%lum, lamp
10	602.0	623.6	643.4	650.5	617.5	591.8	586.6	575.6	0- 10	1460	1460	49.2,49.2
20	155.2	158.5	157.9	158.7	156.5	154.4	159.1	155.4	10- 20	770.7	2230	75.2,75.2
30	44.50	50.41	46.10	50.46	48.12	43.32	41.67	39.29	20- 30	517.5	2748	92.7,92.7
40	4.847	4.644	4.519	4.927	4.855	4.735	4.787	4.682	30- 40	79.80	2828	95.4,95.4
50	1.317	1.309	1.357	1.379	1.398	1.330	1.342	1.233	40- 50	21.62	2849	96.1,96.1
60	1.031	1.008	1.026	1.015	0.9796	0.9836	0.9675	0.9606	50- 60	9.763	2859	96.4,96.4
70	0.9666	0.9643	0.9885	0.9766	0.9500	0.9507	0.9427	0.9347	60- 70	9.752	2869	96.8,96.8
80	0.8541	0.8545	0.8601	0.8636	0.8494	0.8367	0.8335	0.8287	70- 80	9.454	2878	97.1,97.1
90	0.6289	0.6236	0.6235	0.6430	0.7706	0.7289	0.7291	0.7329	80- 90	8.595	2887	97.4,97.4
100	0.3915	0.3814	0.3848	0.3806	0.7424	0.7366	0.7373	0.7384	90-100	6.724	2894	97.6,97.6
110	0.6039	0.5930	0.5956	0.5877	0.7794	0.7790	0.7802	0.7809	100-110	6.472	2900	97.8,97.8
120	0.7426	0.7326	0.7364	0.7302	0.8926	0.8969	0.8965	0.8997	110-120	7.413	2908	98.1,98.1
130	1.231	1.197	1.205	1.184	1.318	1.337	1.337	1.351	120-130	8.818	2916	98.4,98.4
140	2.081	2.060	2.068	2.057	2.103	2.113	2.111	2.123	130-140	13.18	2930	98.8,98.8
150	2.403	2.386	2.396	2.389	2.438	2.437	2.438	2.445	140-150	14.26	2944	99.3,99.3
160	2.560	2.546	2.556	2.547	2.569	2.562	2.566	2.567	150-160	11.54	2955	99.7,99.7
170	2.576	2.569	2.575	2.574	2.591	2.578	2.580	2.579	160-170	7.315	2963	99.9,99.9
180	2.245	2.235	2.232	2.220	2.245	2.236	2.232	2.220	170-180	2.360	2965	100,100
DEG	LUMINOUS INTENSITY:×10cd									UNIT:lm		

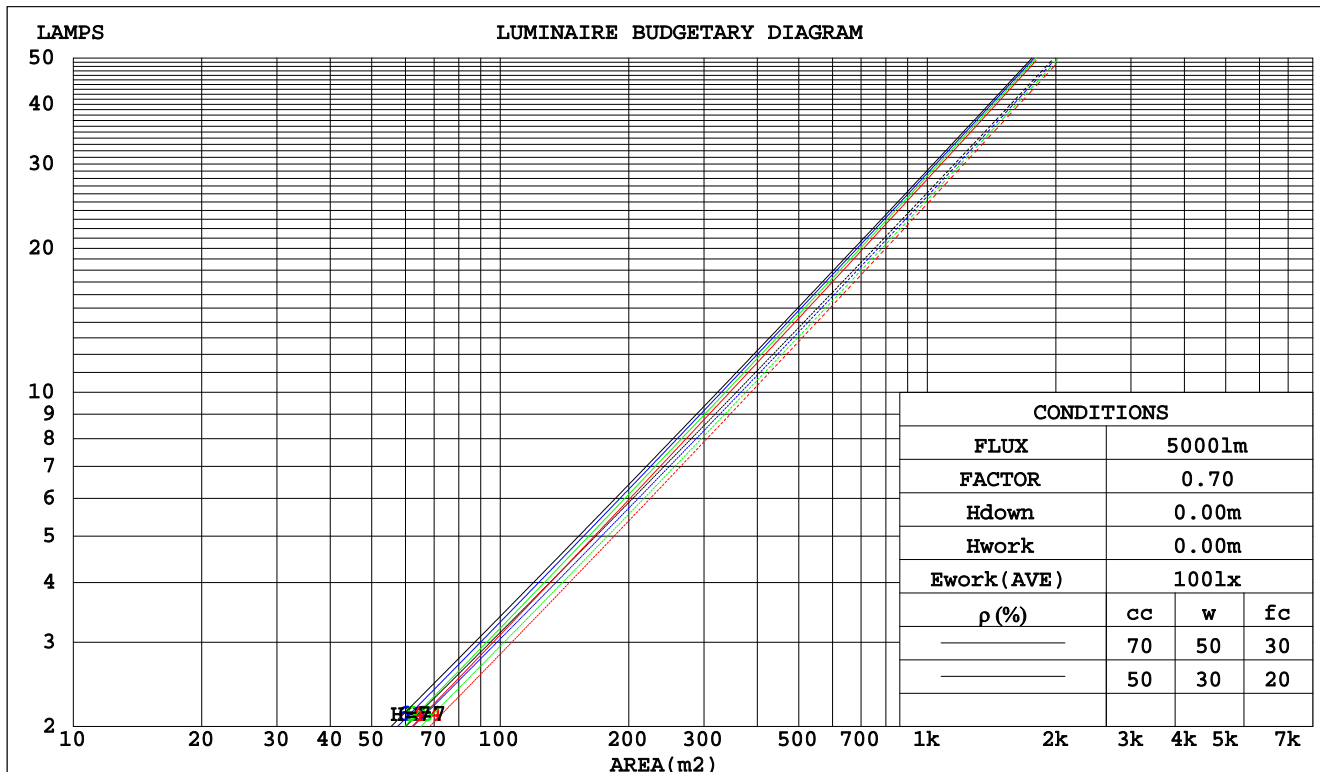
C Range: 0 - 360DEG
C Interval: 15.0DEG
Test Speed: HIGH
Temperature:25.3DEG
Operators:ZhangXiao
Test Date:2016-08-16

γ Range: 0 - 180DEG
γ Interval: 1.0DEG
Test System:EVERFINE GO-2000B_V1 SYSTEM V2.0.265
Humidity:65.0%
Test Distance:6.590m [K=1.0000]
Remarks:

CU AND LUMINAIRE BUDGETARY ESTIMATE DIAGRAM

Test:U:226.6V I:0.1260A P:27.60W PF:0.9600 Lamp Flux:2964.98x1 lm		
NAME:	TYPE:	WEIGHT:
DIM.:	SPEC.:	SERIAL No.:
MFR.: Rayconn	SUR.:	PROTECTION ANGLE:

pcc	80%			70%			50%			30%			10%			0
pw	50%	30%	10%	50%	30%	10%	50%	30%	10%	50%	30%	10%	50%	30%	10%	0
pfc	20%			20%			20%			20%			20%			0
RCR	Coefficients of Utilization(CU)															
0.0	1.18	1.18	1.18	1.15	1.15	1.15	1.10	1.10	1.10	1.04	1.04	1.04	.00	.00	.00	.97
1.0	1.12	1.10	1.09	1.10	1.08	1.07	1.05	1.04	1.03	1.01	1.00	.99	.98	.97	.96	.94
2.0	1.07	1.04	1.02	1.05	1.03	1.00	1.02	.00	.98	.98	.97	.95	.95	.94	.93	.91
3.0	1.03	.99	.96	1.01	.98	.95	.98	.96	.94	.96	.94	.92	.93	.92	.90	.89
4.0	.99	.95	.92	.98	.94	.92	.96	.93	.90	.93	.91	.89	.91	.89	.88	.87
5.0	.96	.92	.89	.95	.91	.88	.93	.90	.87	.91	.88	.86	.89	.87	.86	.84
6.0	.93	.89	.86	.92	.88	.86	.90	.87	.85	.89	.86	.84	.88	.85	.83	.82
7.0	.90	.86	.83	.89	.86	.83	.88	.85	.83	.87	.84	.82	.86	.83	.81	.80
8.0	.88	.84	.81	.87	.84	.81	.86	.83	.81	.85	.82	.80	.84	.82	.80	.79
9.0	.86	.82	.79	.85	.82	.79	.84	.81	.79	.83	.80	.78	.82	.80	.78	.77
10.0	.84	.80	.77	.83	.80	.77	.82	.79	.77	.82	.79	.77	.81	.78	.76	.76



C Range: 0 - 360DEG
C Interval: 15.0DEG
Test Speed: HIGH
Temperature:25.3DEG
Operators:ZhangXiao
Test Date:2016-08-16

γ Range: 0 - 180DEG
γ Interval: 1.0DEG
Test System:EVERFINE GO-2000B_V1 SYSTEM V2.0.265
Humidity:65.0%
Test Distance:6.590m [K=1.0000]
Remarks:

WEC AND CCEC

Test:U:226.6V I:0.1260A P:27.60W PF:0.9600 Lamp Flux:2964.98x1 lm					
NAME:		TYPE:		WEIGHT:	
DIM.:		SPEC.:		SERIAL No.:	
MFR.: Rayconn		SUR.:		PROTECTION ANGLE:	

pcc	80%			70%			50%			30%			10%			0
pw	50%	30%	10%	50%	30%	10%	50%	30%	10%	50%	30%	10%	50%	30%	10%	0
pfc	20%			20%			20%			20%			20%			0
RCR	RCR:Room Cavity Ratio						Wall Exitance Coefficients(WEC)									
0.0																
1.0	.138	.078	.025	.130	.074	.024	.116	.067	.021	.104	.060	.019	.092	.053	.017	
2.0	.126	.069	.021	.120	.066	.020	.108	.060	.019	.097	.055	.017	.087	.049	.016	
3.0	.116	.062	.018	.111	.059	.018	.101	.055	.017	.092	.050	.015	.083	.046	.014	
4.0	.108	.056	.016	.103	.054	.016	.095	.050	.015	.087	.047	.014	.080	.043	.013	
5.0	.101	.051	.015	.097	.050	.014	.090	.047	.014	.083	.044	.013	.077	.041	.012	
6.0	.095	.047	.014	.091	.046	.013	.085	.044	.013	.079	.041	.012	.074	.039	.012	
7.0	.089	.044	.013	.086	.043	.012	.081	.041	.012	.076	.039	.011	.071	.037	.011	
8.0	.085	.041	.012	.082	.040	.011	.077	.039	.011	.073	.037	.011	.068	.035	.010	
9.0	.080	.039	.011	.078	.038	.011	.074	.036	.010	.070	.035	.010	.066	.033	.010	
10.0	.077	.037	.010	.075	.036	.010	.071	.035	.010	.067	.033	.009	.064	.032	.009	

pcc	80%			70%			50%			30%			10%			0
pw	50%	30%	10%	50%	30%	10%	50%	30%	10%	50%	30%	10%	50%	30%	10%	0
pfc	20%			20%			20%			20%			20%			0
RCR	RCR:Room Cavity Ratio						Ceiling Cavity Exitance Coefficients(CCEC)									
0.0	.211	.211	.211	.180	.180	.180	.123	.123	.123	.071	.071	.071	.023	.023	.023	
1.0	.189	.178	.168	.161	.153	.145	.110	.105	.100	.064	.061	.058	.020	.020	.019	
2.0	.170	.153	.138	.146	.132	.120	.100	.091	.083	.058	.053	.049	.019	.017	.016	
3.0	.155	.134	.117	.133	.115	.101	.091	.080	.071	.053	.047	.042	.017	.015	.014	
4.0	.143	.118	.100	.122	.102	.087	.084	.071	.061	.049	.042	.036	.016	.014	.012	
5.0	.132	.106	.087	.113	.092	.076	.078	.064	.054	.045	.038	.032	.015	.012	.010	
6.0	.123	.096	.077	.105	.083	.067	.073	.058	.047	.042	.034	.028	.014	.011	.009	
7.0	.115	.088	.069	.099	.076	.060	.068	.053	.043	.040	.031	.025	.013	.010	.008	
8.0	.108	.081	.062	.093	.070	.054	.064	.049	.039	.037	.029	.023	.012	.010	.008	
9.0	.102	.075	.057	.088	.065	.050	.061	.046	.035	.036	.027	.021	.012	.009	.007	
10.0	.097	.070	.053	.084	.061	.046	.058	.043	.033	.034	.025	.020	.011	.008	.006	

C Range: 0 - 360DEG
C Interval: 15.0DEG
Test Speed: HIGH
Temperature:25.3DEG
Operators:ZhangXiao
Test Date:2016-08-16

γ Range: 0 - 180DEG
γ Interval: 1.0DEG
Test System:EVERFINE GO-2000B_V1 SYSTEM V2.0.265
Humidity:65.0%
Test Distance:6.590m [K=1.0000]
Remarks:

Uncorrected UGR Table

Test:U:226.6V I:0.1260A P:27.60W PF:0.9600 Lamp Flux:2964.98x1 lm											
NAME:					TYPE:			WEIGHT:			
DIM.:					SPEC.:			SERIAL No.:			
MFR.: Rayconn					SUR.:			PROTECTION ANGLE:			
ceiling/cavity	0.7	0.7	0.5	0.5	0.3	0.7	0.7	0.5	0.5	0.3	
walls	0.5	0.3	0.5	0.3	0.3	0.5	0.3	0.5	0.3	0.3	
working plane	0.2	0.2	0.2	0.2	0.2	0.2	0.2	0.2	0.2	0.2	
Room dimensions	Viewed crosswise					Viewed endwise					
x = 2H y = 2H	6.4	7.0	6.7	7.2	7.4	6.5	7.1	6.7	7.3	7.5	
3H	7.5	8.1	7.8	8.3	8.5	7.6	8.1	7.8	8.4	8.6	
4H	8.3	8.9	8.6	9.1	9.4	8.4	9.0	8.7	9.2	9.5	
6H	9.5	10.0	9.8	10.3	10.6	9.6	10.1	9.9	10.4	10.7	
8H	10.3	10.8	10.6	11.0	11.3	10.3	10.8	10.7	11.1	11.4	
12H	11.2	11.6	11.5	11.9	12.3	11.2	11.7	11.6	12.0	12.3	
4H	2H	6.6	7.2	6.9	7.4	7.7	6.7	7.2	7.0	7.5	7.7
	3H	8.1	8.6	8.4	8.9	9.2	8.1	8.6	8.5	8.9	9.2
	4H	9.2	9.6	9.6	10.0	10.3	9.3	9.7	9.6	10.0	10.4
	6H	10.7	11.1	11.1	11.4	11.8	10.7	11.1	11.1	11.5	11.9
	8H	11.6	11.9	12.0	12.3	12.7	11.6	12.0	12.1	12.4	12.8
	12H	12.6	13.0	13.1	13.4	13.8	12.7	13.0	13.1	13.4	13.9
8H	4H	9.7	10.0	10.1	10.4	10.9	9.7	10.1	10.2	10.5	10.9
	6H	11.5	11.8	11.9	12.2	12.7	11.5	11.8	12.0	12.3	12.7
	8H	12.6	12.9	13.1	13.3	13.8	12.6	12.9	13.1	13.3	13.8
	12H	13.9	14.1	14.4	14.6	15.1	13.9	14.2	14.4	14.6	15.2
12H	4H	9.8	10.1	10.3	10.6	11.0	9.9	10.2	10.3	10.6	11.1
	6H	11.7	12.0	12.2	12.5	13.0	11.8	12.0	12.3	12.5	13.0
	8H	12.9	13.2	13.5	13.7	14.2	13.0	13.2	13.5	13.7	14.2
Variations with the observer position at spacings:											
S = 1.0H	+ 0.3 / - 0.3					+ 0.2 / - 0.3					
1.5H	+ 0.5 / - 0.2					+ 0.4 / - 0.2					
2.0H	+ 0.2 / - 0.2					+ 0.2 / - 0.2					

CIE Pub.117 Corrected 2965 lm Total Lamp Luminous Flux.(8log(F/F0) = 3.8)

C Range: 0 - 360DEG
C Interval: 15.0DEG
Test Speed: HIGH
Temperature:25.3DEG
Operators:ZhangXiao
Test Date:2016-08-16

γ Range: 0 - 180DEG
γ Interval: 1.0DEG
Test System:EVERFINE GO-2000B_V1 SYSTEM V2.0.265
Humidity:65.0%
Test Distance:6.590m [K=1.0000]
Remarks:

UTILIZATION FACTORS TABLE

Test:U:226.6V I:0.1260A P:27.60W PF:0.9600 Lamp Flux:2964.98x1 lm		
NAME:	TYPE:	WEIGHT:
DIM.:	SPEC.:	SERIAL No.:
MFR.: Rayconn	SUR.:	PROTECTION ANGLE:

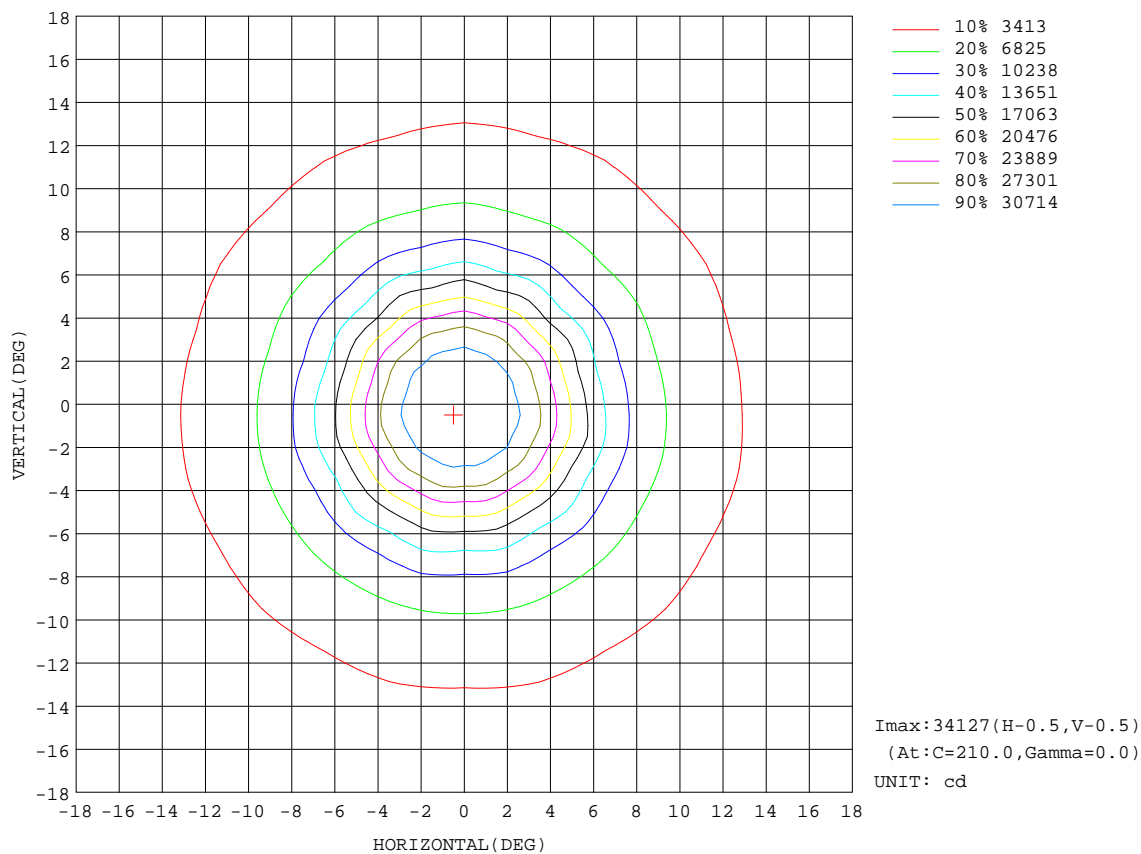
REFLECTANCE										
Ceiling	0.8	0.8	0.8	0.7	0.7	0.7	0.5	0.5	0.5	0
Walls	0.7	0.5	0.3	0.7	0.5	0.3	0.7	0.5	0.3	0
Working plane	0.2	0.2	0.2	0.2	0.2	0.2	0.2	0.2	0.2	0
ROOM INDEX	UTILIZATION FACTORS(PERCENT) $k(RI) \times RCR = 5$									
k = 0.60	89	83	79	88	83	79	87	82	79	76
0.80	96	90	87	95	90	87	94	89	86	82
1.00	100	94	91	99	94	91	97	93	90	86
1.25	103	98	95	102	98	95	100	96	94	89
1.50	106	101	98	104	100	97	102	99	96	91
2.00	108	104	101	107	103	100	104	101	98	93
2.50	110	106	103	108	105	102	105	102	100	93
3.00	111	108	105	109	106	104	106	103	101	94
4.00	113	111	108	111	109	107	107	105	104	96
5.00	115	112	111	112	110	109	108	106	105	97
ROOM INDEX	UF(total)									Direct
According to DIN EN 13032-2 2004			Suspended					SHRNOM = 1.25		

C Range: 0 - 360DEG
C Interval: 15.0DEG
Test Speed: HIGH
Temperature:25.3DEG
Operators:ZhangXiao
Test Date:2016-08-16

γ Range: 0 - 180DEG
 γ Interval: 1.0DEG
 γ Test System:EVERFINE GO-2000B_V1 SYSTEM V2.0.265
Humidity:65.0%
Test Distance:6.590m [K=1.0000]
Remarks:

ISOCANDELA DIAGRAM

Test:U:226.6V I:0.1260A P:27.60W PF:0.9600 Lamp Flux:2964.98x1 lm		
NAME:	TYPE:	WEIGHT:
DIM.:	SPEC.:	SERIAL No.:
MFR.: Rayconn	SUR.:	PROTECTION ANGLE:




C Range: 0 - 360DEG
C Interval: 15.0DEG
Test Speed: HIGH
Temperature: 25.3DEG
Operators: ZhangXiao
Test Date: 2016-08-16

γ Range: 0 - 180DEG
γ Interval: 1.0DEG
Test System: EVERFINE GO-2000B_V1 SYSTEM V2.0.265
Humidity: 65.0%
Test Distance: 6.590m [K=1.0000]
Remarks:

AAI Figure

Test:U:226.6V I:0.1260A P:27.60W PF:0.9600 Lamp Flux:2964.98x1 lm		
NAME:	TYPE:	WEIGHT:
DIM.:	SPEC.:	SERIAL No.:
MFR.: Rayconn	SUR.:	PROTECTION ANGLE:



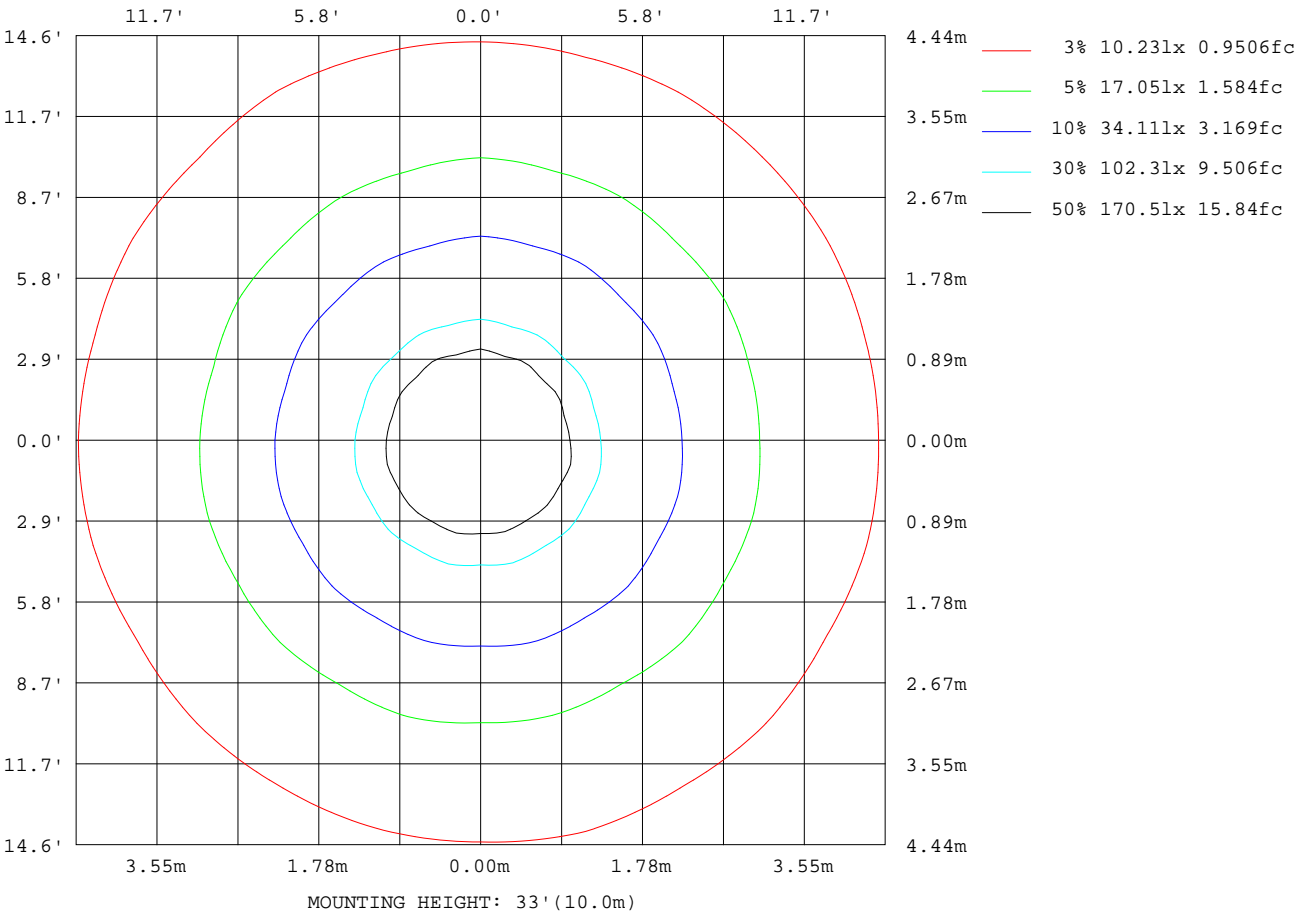
Note:The Curves indicate the illuminated area and the average illumination when the luminaire is at different distance.

C Range: 0 - 360DEG
C Interval: 15.0DEG
Test Speed: HIGH
Temperature:25.3DEG
Operators:ZhangXiao
Test Date:2016-08-16

γ Range: 0 - 180DEG
γ Interval: 1.0DEG
Test System:EVERFINE GO-2000B_V1 SYSTEM V2.0.265
Humidity:65.0%
Test Distance:6.590m [K=1.0000]
Remarks:

ISOLUX DIAGRAM

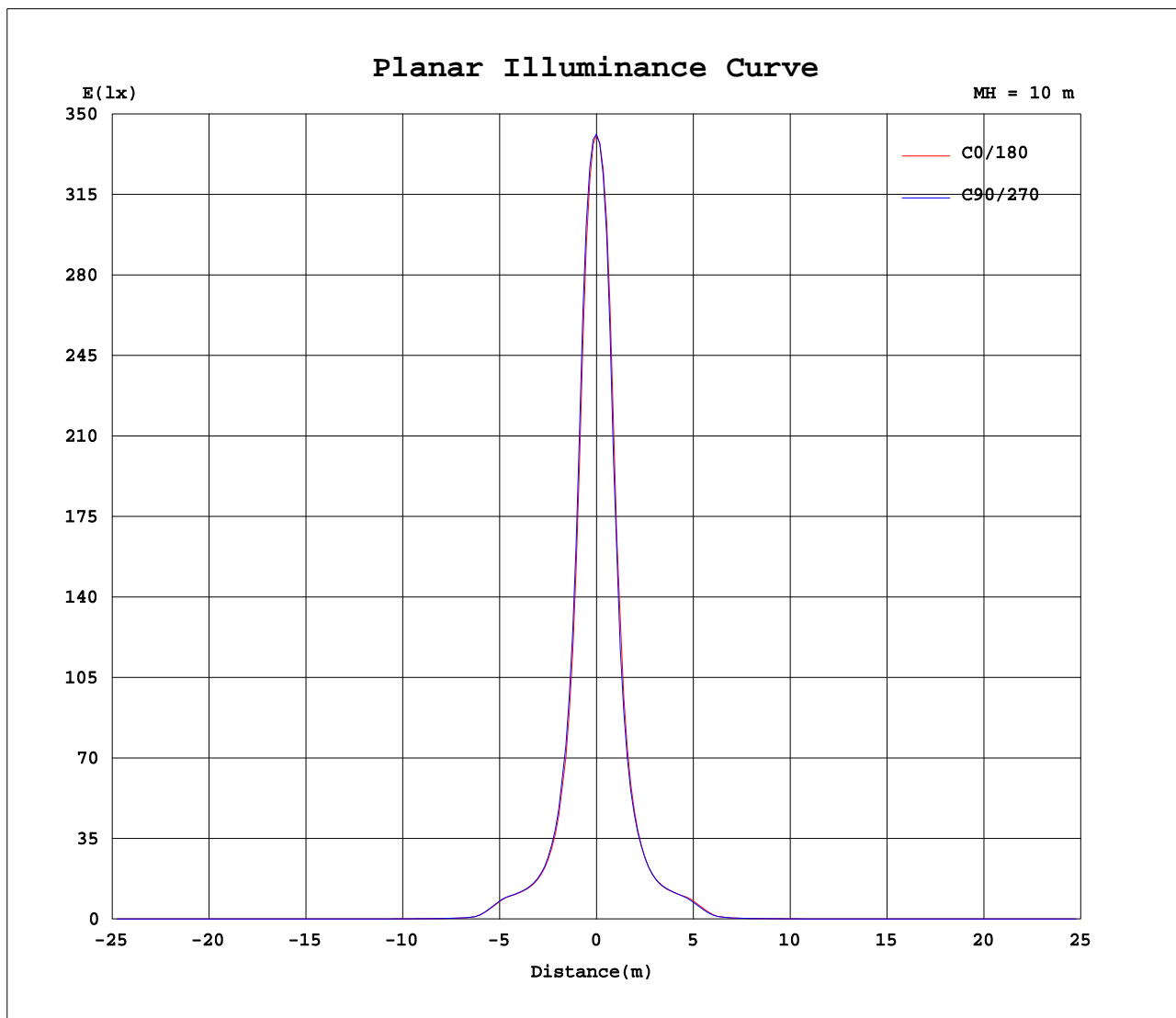
Test:U:226.6V I:0.1260A P:27.60W PF:0.9600 Lamp Flux:2964.98x1 lm		
NAME:	TYPE:	WEIGHT:
DIM.:	SPEC.:	SERIAL No.:
MFR.: Rayconn	SUR.:	PROTECTION ANGLE:



C Range: 0 - 360DEG
C Interval: 15.0DEG
Test Speed: HIGH
Temperature: 25.3DEG
Operators: ZhangXiao
Test Date: 2016-08-16

γ Range: 0 - 180DEG
γ Interval: 1.0DEG
Test System: EVERFINE GO-2000B_V1 SYSTEM V2.0.265
Humidity: 65.0%
Test Distance: 6.590m [K=1.0000]
Remarks:

Planar Illuminance Curve



C Range: 0 - 360DEG
C Interval: 15.0DEG
Test Speed: HIGH
Temperature: 25.3DEG
Operators: ZhangXiao
Test Date: 2016-08-16

γ Range: 0 - 180DEG
 γ Interval: 1.0DEG
Test System: EVERFINE GO-2000B_V1 SYSTEM V2.0.265
Humidity: 65.0%
Test Distance: 6.590m [K=1.0000]
Remarks:

LUMINOUS DISTRIBUTION INTENSITY DATA

Test:U:226.6V I:0.1260A P:27.60W PF:0.9600 Lamp Flux:2964.98x1 lm																			
NAME:										TYPE:					WEIGHT:				
DIM.:										SPEC.:					SERIAL No.:				
MFR.: Rayconn										SUR.:					PROTECTION ANGLE:				

Table--1

UNIT: ×10cd

C(DEG) γ (DEG)	0	15	30	45	60	75	90	105	120	135	150	165	180	195	210	225	240	255	270
0	3415	3415	3415	3415	3415	3415	3415	3415	3415	3415	3415	3415	3415	3415	3415	3415	3415	3415	3415
5	2007	2088	2062	2137	2110	2181	2144	2223	2185	2252	2191	2242	2183	2070	2126	2014	2069	1968	2028
10	602	606	617	624	636	638	643	643	650	651	648	637	618	605	601	592	593	587	587
15	247	254	253	261	254	260	254	260	254	260	254	258	254	243	251	242	250	244	254
20	155	157	156	158	157	159	158	160	157	159	156	158	157	154	157	154	158	157	159
25	126	127	126	128	127	129	128	128	127	128	125	127	128	126	127	125	128	123	123
30	44.5	48.4	46.1	50.4	46.5	49.5	46.1	48.8	46.3	50.5	45.4	47.8	48.1	44.3	46.5	43.3	44.6	39.9	41.7
35	8.88	9.12	8.79	9.08	8.77	9.07	8.75	9.47	9.36	9.65	9.17	9.51	9.31	8.93	9.22	8.78	9.34	9.04	9.21
40	4.85	4.77	4.64	4.64	4.57	4.57	4.52	4.80	4.92	4.93	4.73	4.86	4.85	4.77	4.75	4.74	4.92	4.87	4.79
45	2.59	2.60	2.53	2.61	2.63	2.81	2.84	3.07	3.05	3.02	2.83	2.92	2.86	2.74	2.76	2.66	2.80	2.72	2.78
50	1.32	1.30	1.31	1.31	1.31	1.34	1.36	1.37	1.36	1.38	1.39	1.44	1.40	1.35	1.34	1.33	1.34	1.31	1.34
55	1.07	1.05	1.06	1.06	1.07	1.07	1.08	1.08	1.10	1.09	1.10	1.12	1.07	1.05	1.05	1.06	1.05	1.03	1.04
60	1.03	1.00	1.01	1.01	1.02	1.01	1.03	1.02	1.03	1.02	1.02	1.03	0.98	0.97	0.98	0.98	0.97	0.97	0.97
65	1.02	1.00	1.00	1.00	1.00	1.01	1.02	1.01	1.01	1.00	1.01	1.01	0.97	0.97	0.97	0.97	0.98	0.97	0.96
70	0.97	0.96	0.97	0.96	0.97	0.98	0.99	0.98	0.98	0.98	0.98	0.98	0.95	0.95	0.95	0.95	0.95	0.95	0.94
75	0.89	0.89	0.89	0.89	0.89	0.90	0.90	0.90	0.90	0.90	0.90	0.91	0.88	0.88	0.87	0.88	0.88	0.88	0.87
80	0.85	0.85	0.86	0.85	0.86	0.85	0.86	0.86	0.86	0.86	0.87	0.88	0.85	0.84	0.84	0.84	0.84	0.84	0.83
85	0.79	0.78	0.79	0.79	0.79	0.79	0.79	0.79	0.80	0.80	0.83	0.84	0.82	0.81	0.80	0.79	0.79	0.79	0.79
90	0.63	0.62	0.62	0.62	0.62	0.62	0.62	0.63	0.63	0.64	0.70	0.73	0.77	0.74	0.73	0.73	0.73	0.73	0.73
95	0.48	0.46	0.47	0.47	0.47	0.47	0.47	0.47	0.47	0.48	0.51	0.54	0.76	0.74	0.73	0.73	0.73	0.73	0.73
100	0.39	0.38	0.39	0.38	0.39	0.38	0.38	0.38	0.38	0.38	0.40	0.40	0.74	0.74	0.74	0.74	0.74	0.74	0.74
105	0.47	0.46	0.47	0.46	0.46	0.46	0.46	0.45	0.46	0.45	0.46	0.46	0.75	0.75	0.75	0.75	0.75	0.75	0.75
110	0.60	0.59	0.60	0.59	0.60	0.59	0.60	0.59	0.59	0.59	0.59	0.59	0.78	0.78	0.78	0.78	0.78	0.78	0.78
115	0.67	0.67	0.67	0.67	0.67	0.66	0.67	0.66	0.67	0.66	0.67	0.66	0.82	0.83	0.82	0.82	0.82	0.82	0.83
120	0.74	0.73	0.74	0.73	0.74	0.73	0.74	0.73	0.74	0.73	0.73	0.73	0.89	0.90	0.90	0.90	0.89	0.90	0.90
125	0.89	0.87	0.89	0.87	0.88	0.87	0.88	0.87	0.88	0.87	0.88	0.87	1.03	1.04	1.04	1.04	1.04	1.05	1.04
130	1.23	1.20	1.22	1.20	1.21	1.19	1.21	1.18	1.20	1.18	1.20	1.19	1.32	1.33	1.33	1.34	1.33	1.34	1.34
135	1.73	1.70	1.72	1.69	1.71	1.68	1.70	1.68	1.70	1.68	1.70	1.69	1.75	1.77	1.76	1.77	1.77	1.78	1.77
140	2.08	2.06	2.08	2.06	2.07	2.06	2.07	2.06	2.07	2.06	2.07	2.06	2.10	2.11	2.11	2.11	2.11	2.12	2.11
145	2.28	2.26	2.27	2.26	2.27	2.26	2.27	2.26	2.27	2.26	2.27	2.27	2.31	2.31	2.31	2.31	2.31	2.31	2.31
150	2.40	2.39	2.40	2.39	2.40	2.39	2.40	2.39	2.39	2.39	2.39	2.39	2.44	2.44	2.44	2.44	2.44	2.44	2.44
155	2.50	2.48	2.49	2.48	2.49	2.48	2.49	2.48	2.49	2.48	2.49	2.49	2.52	2.52	2.52	2.52	2.52	2.52	2.52
160	2.56	2.55	2.56	2.55	2.56	2.55	2.56	2.55	2.55	2.55	2.55	2.55	2.57	2.56	2.57	2.56	2.57	2.56	2.57
165	2.59	2.59	2.59	2.58	2.59	2.58	2.59	2.58	2.59	2.58	2.59	2.59	2.59	2.59	2.59	2.59	2.59	2.59	2.59
170	2.58	2.57	2.58	2.57	2.58	2.57	2.58	2.57	2.57	2.57	2.57	2.57	2.59	2.58	2.59	2.58	2.58	2.57	2.58
175	2.39	2.39	2.39	2.39	2.40	2.40	2.40	2.40	2.40	2.40	2.39	2.39	2.45	2.44	2.44	2.43	2.43	2.42	2.42
180	2.24	2.24	2.24	2.24	2.24	2.23	2.23	2.22	2.22	2.22	2.22	2.21	2.25	2.24	2.24	2.24	2.24	2.23	2.23

C Range: 0 - 360DEG
C Interval: 15.0DEG
Test Speed: HIGH
Temperature:25.3DEG
Operators:ZhangXiao
Test Date:2016-08-16

γ Range: 0 - 180DEG
γ Interval: 1.0DEG
Test System:EVERFINE GO-2000B_V1 SYSTEM V2.0.265
Humidity:65.0%
Test Distance:6.590m [K=1.0000]
Remarks:

LUMINOUS DISTRIBUTION INTENSITY DATA

Test:U:226.6V I:0.1260A P:27.60W PF:0.9600 Lamp Flux:2964.98x1 lm		
NAME:	TYPE:	WEIGHT:
DIM.:	SPEC.:	SERIAL No.:
MFR.: Rayconn	SUR.:	PROTECTION ANGLE:

Table--2

UNIT: x10cd

C(DEC) γ (DEC)	285	300	315	330	345														
0	3415	3415	3415	3415	3415														
5	1927	1989	1905	1982	1925														
10	579	579	576	581	582														
15	247	253	244	250	243														
20	155	157	155	157	155														
25	122	126	125	127	126														
30	37.6	41.6	39.3	43.6	42.8														
35	8.53	8.43	8.31	8.79	8.64														
40	4.61	4.60	4.68	4.81	4.81														
45	2.62	2.62	2.48	2.58	2.51														
50	1.30	1.26	1.23	1.26	1.26														
55	1.03	1.01	1.00	1.02	1.02														
60	0.96	0.95	0.96	0.97	0.97														
65	0.95	0.96	0.96	0.96	0.97														
70	0.94	0.93	0.93	0.93	0.93														
75	0.87	0.86	0.86	0.86	0.86														
80	0.83	0.83	0.83	0.83	0.83														
85	0.79	0.78	0.79	0.80	0.81														
90	0.74	0.73	0.73	0.76	0.78														
95	0.74	0.73	0.73	0.77	0.79														
100	0.75	0.74	0.74	0.75	0.76														
105	0.75	0.75	0.75	0.75	0.76														
110	0.78	0.78	0.78	0.78	0.79														
115	0.83	0.82	0.83	0.82	0.83														
120	0.90	0.89	0.90	0.89	0.90														
125	1.05	1.04	1.05	1.04	1.05														
130	1.35	1.34	1.35	1.34	1.35														
135	1.79	1.77	1.79	1.77	1.79														
140	2.12	2.11	2.12	2.11	2.12														
145	2.31	2.31	2.32	2.31	2.32														
150	2.44	2.44	2.44	2.44	2.45														
155	2.52	2.52	2.52	2.52	2.53														
160	2.56	2.56	2.57	2.56	2.57														
165	2.59	2.59	2.59	2.59	2.59														
170	2.57	2.58	2.58	2.58	2.58														
175	2.41	2.41	2.41	2.41	2.42														
180	2.22	2.22	2.22	2.22	2.21														

C Range: 0 - 360DEG
C Interval: 15.0DEG
Test Speed: HIGH
Temperature:25.3DEG
Operators:ZhangXiao
Test Date:2016-08-16

γ Range: 0 - 180DEG
γ Interval: 1.0DEG
γ Test System:EVERFINE GO-2000B_V1 SYSTEM V2.0.265
Humidity:65.0%
Test Distance:6.590m [K=1.0000]
Remarks: