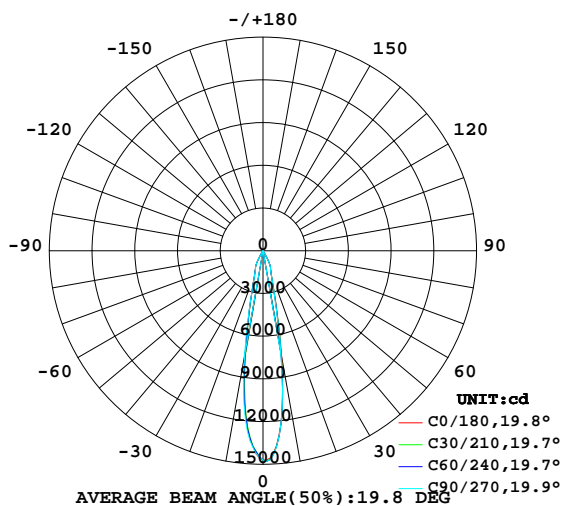


## LUMINAIRE PHOTOMETRIC TEST REPORT

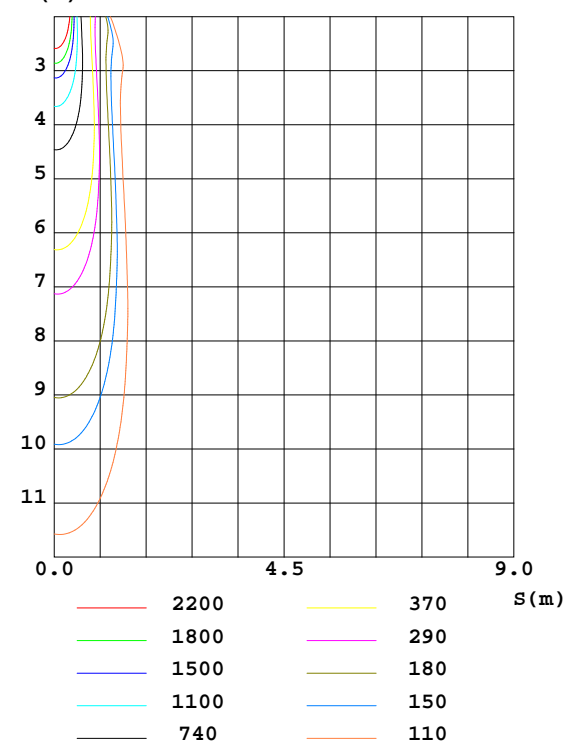
Test:U:226.5V I:0.1260A P:27.40W PF:0.9600 Lamp Flux:2807.23x1 lm		
NAME:	TYPE:	WEIGHT:
DIM.:	SPEC.:	SERIAL No.:
MFR.: Rayconn	SUR.:	PROTECTION ANGLE:

DATA OF LAMP		PHOTOMETRIC DATA Eff: 99.26 lm/W			
MODEL	TL12-30W-830-W-20	Imax(cd)	14819	S/MH(C0/180)	0.34
NOMINAL POWER(W)	28	LOR(%)	96.9	S/MH(C90/270)	0.33
RATED VOLTAGE(V)	226	TOTAL FLUX(lm)	2719.6	η UP,DN(C0-180)	1.2,47.6
NOMINAL FLUX(lm)	2807.23	CIE CLASS	DIRECT	η UP,DN(C180-360)	1.4,46.7
LAMPS INSIDE	1	η up(%)	2.6	CIBSE SHR NOM	0.00
TEST VOLTAGE(V)	226.5	η down(%)	94.3	CIBSE SHR MAX	1.00

LUMINOUS INTENSITY DISTRIBUTION DIAGRAM



C0 PLANE ISOLUX DIAGRAM (UNIT:lx)



C Range: 0 - 360DEG  
 C Interval: 15.0DEG  
 Test Speed: HIGH  
 Temperature:25.3DEG  
 Operators:ZhangXiao  
 Test Date:2016-09-08

γ Range: 0 - 180DEG  
 γ Interval: 1.0DEG  
 Test System:EVERFINE GO-2000B\_V1 SYSTEM V2.0.265  
 Humidity:65.0%  
 Test Distance:6.590m [K=1.0000]  
 Remarks:

## ZONAL FLUX DIAGRAM

### ZONAL FLUX DIAGRAM:

γ	C0	C45	C90	C135	C180	C225	C270	C315	γ	Φ zone	Φ total	%lum, lamp
10	751.5	752.6	723.3	738.2	700.8	692.1	744.3	741.4	0- 10	1042	1042	38.3,37.1
20	167.7	170.1	165.5	174.1	171.7	165.4	168.2	165.7	10- 20	932.1	1974	72.6,70.3
30	44.93	48.02	42.32	44.39	45.14	44.40	46.07	41.90	20- 30	518.1	2492	91.6,88.8
40	4.590	4.493	4.442	4.513	4.734	4.513	4.418	4.361	30- 40	82.69	2575	94.7,91.7
50	2.528	2.500	2.436	2.404	2.474	2.489	2.482	2.407	40- 50	25.60	2600	95.6,92.6
60	1.550	1.506	1.485	1.493	1.443	1.453	1.468	1.463	50- 60	16.92	2617	96.2,93.2
70	1.144	1.122	1.114	1.131	1.106	1.083	1.078	1.100	60- 70	12.79	2630	96.7,93.7
80	0.8493	0.8248	0.8201	0.8406	0.8286	0.8178	0.8164	0.8225	70- 80	10.13	2640	97.1,94
90	0.6085	0.5530	0.5469	0.5574	0.7017	0.6666	0.6619	0.6658	80- 90	7.852	2648	97.4,94.3
100	0.4229	0.4008	0.4029	0.4031	0.6926	0.6770	0.6724	0.6764	90-100	6.219	2654	97.6,94.5
110	0.5308	0.5269	0.5265	0.5248	0.7185	0.7193	0.7138	0.7182	100-110	6.027	2660	97.8,94.8
120	0.7200	0.7155	0.7157	0.7117	0.8502	0.8533	0.8446	0.8528	110-120	6.893	2667	98.1,95
130	1.176	1.170	1.181	1.178	1.269	1.276	1.260	1.267	120-130	8.637	2676	98.4,95.3
140	1.833	1.833	1.838	1.834	1.874	1.886	1.866	1.877	130-140	11.93	2688	98.8,95.7
150	2.179	2.179	2.181	2.178	2.210	2.220	2.208	2.218	140-150	12.84	2700	99.3,96.2
160	2.318	2.322	2.321	2.322	2.331	2.337	2.330	2.337	150-160	10.52	2711	99.7,96.6
170	2.290	2.295	2.284	2.288	2.303	2.308	2.306	2.307	160-170	6.608	2718	99.9,96.8
180	2.132	2.131	2.126	2.131	2.133	2.131	2.126	2.131	170-180	2.121	2720	100,96.9
DEG	LUMINOUS INTENSITY:×10cd									UNIT:lm		

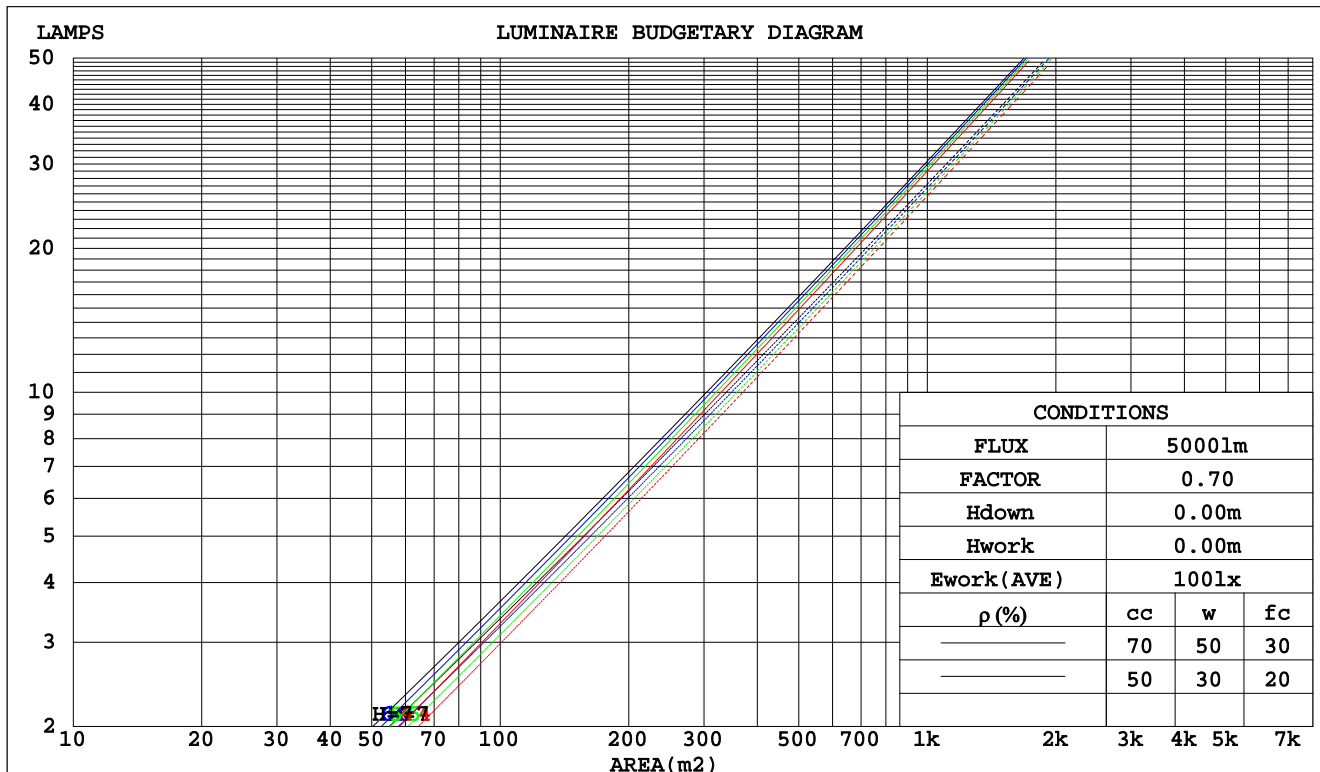
C Range: 0 - 360DEG  
C Interval: 15.0DEG  
Test Speed: HIGH  
Temperature:25.3DEG  
Operators:ZhangXiao  
Test Date:2016-09-08

γ Range: 0 - 180DEG  
γ Interval: 1.0DEG  
Test System:EVERFINE GO-2000B\_V1 SYSTEM V2.0.265  
Humidity:65.0%  
Test Distance:6.590m [K=1.0000]  
Remarks:

## CU AND LUMINAIRE BUDGETARY ESTIMATE DIAGRAM

Test:U:226.5V I:0.1260A P:27.40W PF:0.9600 Lamp Flux:2807.23x1 lm		
NAME:	TYPE:	WEIGHT:
DIM.:	SPEC.:	SERIAL No.:
MFR.: Rayconn	SUR.:	PROTECTION ANGLE:

pcc	80%			70%			50%			30%			10%			0
pw	50%	30%	10%	50%	30%	10%	50%	30%	10%	50%	30%	10%	50%	30%	10%	0
pfc	20%			20%			20%			20%			20%			0
RCR	Coefficients of Utilization(CU)															
0.0	1.15	1.15	1.15	1.12	1.12	1.12	1.06	1.06	1.06	1.01	1.01	1.01	.97	.97	.97	.94
1.0	1.08	1.06	1.05	1.06	1.04	1.03	1.02	1.00	.99	.98	.97	.96	.94	.93	.93	.91
2.0	1.03	.90	.97	1.01	.98	.96	.98	.95	.94	.94	.93	.91	.92	.90	.89	.87
3.0	.98	.95	.92	.97	.94	.91	.94	.91	.89	.92	.89	.87	.89	.87	.86	.84
4.0	.94	.90	.87	.93	.89	.87	.91	.88	.85	.89	.86	.84	.87	.85	.83	.82
5.0	.91	.87	.84	.90	.86	.83	.88	.85	.82	.86	.83	.81	.85	.82	.80	.79
6.0	.88	.83	.80	.87	.83	.80	.85	.82	.79	.84	.81	.79	.82	.80	.78	.77
7.0	.85	.80	.78	.84	.80	.77	.83	.79	.77	.81	.78	.76	.80	.78	.76	.75
8.0	.82	.78	.75	.81	.78	.75	.80	.77	.74	.79	.76	.74	.78	.76	.74	.73
9.0	.80	.76	.73	.79	.75	.73	.78	.75	.72	.77	.74	.72	.76	.74	.72	.71
10.0	.77	.73	.71	.77	.73	.71	.76	.73	.70	.75	.72	.70	.75	.72	.70	.69



C Range: 0 - 360DEG  
C Interval: 15.0DEG  
Test Speed: HIGH  
Temperature: 25.3DEG  
Operators: ZhangXiao  
Test Date: 2016-09-08

γ Range: 0 - 180DEG  
γ Interval: 1.0DEG  
Test System: EVERFINE GO-2000B\_V1 SYSTEM V2.0.265  
Humidity: 65.0%  
Test Distance: 6.590m [K=1.0000]  
Remarks:

### WEC AND CCEC

Test:U:226.5V I:0.1260A P:27.40W PF:0.9600 Lamp Flux:2807.23x1 lm									
NAME:				TYPE:				WEIGHT:	
DIM.:				SPEC.:				SERIAL No.:	
MFR.: Rayconn				SUR.:				PROTECTION ANGLE:	

pcc	80%			70%			50%			30%			10%			0	
pw	50%	30%	10%	50%	30%	10%	50%	30%	10%	50%	30%	10%	50%	30%	10%	0	
pfc	20%			20%			20%			20%			20%			0	
RCR	RCR:Room Cavity Ratio						Wall Exitance Coefficients(WEC)										
0.0																	
1.0	.141	.080	.025	.134	.076	.024	.121	.069	.022	.108	.062	.020	.097	.056	.018		
2.0	.130	.071	.022	.124	.068	.021	.113	.063	.019	.102	.057	.018	.092	.052	.016		
3.0	.120	.064	.019	.115	.062	.019	.106	.057	.017	.097	.053	.016	.089	.049	.015		
4.0	.112	.058	.017	.108	.056	.017	.100	.053	.016	.092	.049	.015	.085	.046	.014		
5.0	.105	.054	.016	.102	.052	.015	.095	.049	.014	.088	.046	.014	.082	.044	.013		
6.0	.099	.050	.014	.096	.049	.014	.090	.046	.013	.084	.044	.013	.079	.041	.012		
7.0	.094	.046	.013	.091	.045	.013	.086	.043	.012	.081	.041	.012	.076	.039	.012		
8.0	.089	.044	.012	.087	.043	.012	.082	.041	.012	.077	.039	.011	.073	.038	.011		
9.0	.085	.041	.012	.083	.040	.011	.079	.039	.011	.074	.037	.011	.071	.036	.010		
10.0	.081	.039	.011	.079	.038	.011	.075	.037	.010	.072	.036	.010	.068	.034	.010		

pcc	80%			70%			50%			30%			10%			0
pw	50%	30%	10%	50%	30%	10%	50%	30%	10%	50%	30%	10%	50%	30%	10%	0
pfc	20%			20%			20%			20%			20%			0
RCR	RCR:Room Cavity Ratio						Ceiling Cavity Exitance Coefficients(CCEC)									
0.0	.204	.204	.204	.174	.174	.174	.119	.119	.119	.068	.068	.068	.022	.022	.022	
1.0	.183	.172	.162	.157	.148	.140	.107	.102	.097	.062	.059	.056	.020	.019	.018	
2.0	.166	.148	.133	.142	.128	.115	.098	.088	.080	.056	.051	.047	.018	.017	.015	
3.0	.152	.130	.112	.130	.112	.097	.089	.078	.068	.052	.045	.040	.017	.015	.013	
4.0	.140	.115	.096	.120	.099	.083	.083	.069	.059	.048	.041	.035	.015	.013	.011	
5.0	.130	.103	.083	.112	.089	.072	.077	.062	.051	.045	.037	.030	.014	.012	.010	
6.0	.121	.094	.074	.104	.081	.064	.072	.057	.045	.042	.033	.027	.013	.011	.009	
7.0	.114	.086	.066	.098	.074	.057	.068	.052	.041	.039	.031	.024	.013	.010	.008	
8.0	.108	.079	.060	.093	.069	.052	.064	.048	.037	.037	.028	.022	.012	.009	.007	
9.0	.102	.074	.054	.088	.064	.048	.061	.045	.034	.036	.027	.020	.012	.009	.007	
10.0	.097	.069	.050	.084	.060	.044	.058	.042	.031	.034	.025	.019	.011	.008	.006	

C Range: 0 - 360DEG  
C Interval: 15.0DEG  
Test Speed: HIGH  
Temperature:25.3DEG  
Operators:ZhangXiao  
Test Date:2016-09-08

γ Range: 0 - 180DEG  
γ Interval: 1.0DEG  
Test System:EVERFINE GO-2000B\_V1 SYSTEM V2.0.265  
Humidity:65.0%  
Test Distance:6.590m [K=1.0000]  
Remarks:

### Uncorrected UGR Table

Test:U:226.5V I:0.1260A P:27.40W PF:0.9600 Lamp Flux:2807.23x1 lm											
NAME:					TYPE:			WEIGHT:			
DIM.:					SPEC.:			SERIAL No.:			
MFR.: Rayconn					SUR.:			PROTECTION ANGLE:			
ceiling/cavity	0.7	0.7	0.5	0.5	0.3	0.7	0.7	0.5	0.5	0.3	
walls	0.5	0.3	0.5	0.3	0.3	0.5	0.3	0.5	0.3	0.3	
working plane	0.2	0.2	0.2	0.2	0.2	0.2	0.2	0.2	0.2	0.2	
Room dimensions		Viewed crosswise					Viewed endwise				
x = 2H y = 2H	8.3	9.0	8.6	9.2	9.4	8.1	8.8	8.4	9.0	9.2	
	3H	9.3	10.0	9.6	10.2	10.4	9.2	9.8	9.4	10.0	10.2
	4H	10.0	10.6	10.3	10.9	11.1	9.8	10.4	10.1	10.7	10.9
	6H	10.9	11.4	11.2	11.7	12.0	10.7	11.2	11.0	11.5	11.8
	8H	11.4	11.9	11.7	12.2	12.5	11.2	11.7	11.5	12.0	12.3
	12H	12.0	12.5	12.4	12.8	13.1	11.8	12.3	12.1	12.6	12.9
4H	2H	8.6	9.2	8.9	9.4	9.7	8.4	9.0	8.7	9.2	9.5
	3H	9.9	10.4	10.2	10.7	11.0	9.7	10.3	10.1	10.6	10.9
	4H	10.8	11.2	11.1	11.6	11.9	10.6	11.1	11.0	11.4	11.8
	6H	11.9	12.3	12.3	12.7	13.0	11.7	12.1	12.1	12.5	12.9
	8H	12.5	12.9	12.9	13.3	13.7	12.3	12.7	12.8	13.1	13.5
	12H	13.3	13.7	13.8	14.1	14.5	13.1	13.5	13.5	13.9	14.3
8H	4H	11.1	11.5	11.5	11.9	12.3	11.0	11.4	11.4	11.8	12.2
	6H	12.5	12.8	12.9	13.2	13.7	12.3	12.7	12.8	13.1	13.6
	8H	13.3	13.6	13.8	14.1	14.5	13.2	13.5	13.7	13.9	14.4
	12H	14.3	14.6	14.8	15.1	15.6	14.1	14.4	14.7	14.9	15.4
12H	4H	11.2	11.5	11.6	12.0	12.4	11.1	11.4	11.5	11.8	12.3
	6H	12.6	12.9	13.1	13.4	13.9	12.5	12.8	13.0	13.3	13.8
	8H	13.6	13.8	14.1	14.3	14.8	13.4	13.7	13.9	14.2	14.7
Variations with the observer position at spacings:											
S = 1.0H	+ 0.3 / - 0.3					+ 0.3 / - 0.3					
1.5H	+ 0.4 / - 0.2					+ 0.3 / - 0.2					
2.0H	+ 0.1 / - 0.2					+ 0.1 / - 0.2					

CIE Pub.117 Corrected 2807 lm Total Lamp Luminous Flux.(8log(F/F0) = 3.6)

C Range: 0 - 360DEG  
C Interval: 15.0DEG  
Test Speed: HIGH  
Temperature:25.3DEG  
Operators:ZhangXiao  
Test Date:2016-09-08

γ Range: 0 - 180DEG  
γ Interval: 1.0DEG  
Test System:EVERFINE GO-2000B\_V1 SYSTEM V2.0.265  
Humidity:65.0%  
Test Distance:6.590m [K=1.0000]  
Remarks:

### UTILIZATION FACTORS TABLE

Test:U:226.5V I:0.1260A P:27.40W PF:0.9600 Lamp Flux:2807.23x1 lm		
NAME:	TYPE:	WEIGHT:
DIM.:	SPEC.:	SERIAL No.:
MFR.: Rayconn	SUR.:	PROTECTION ANGLE:

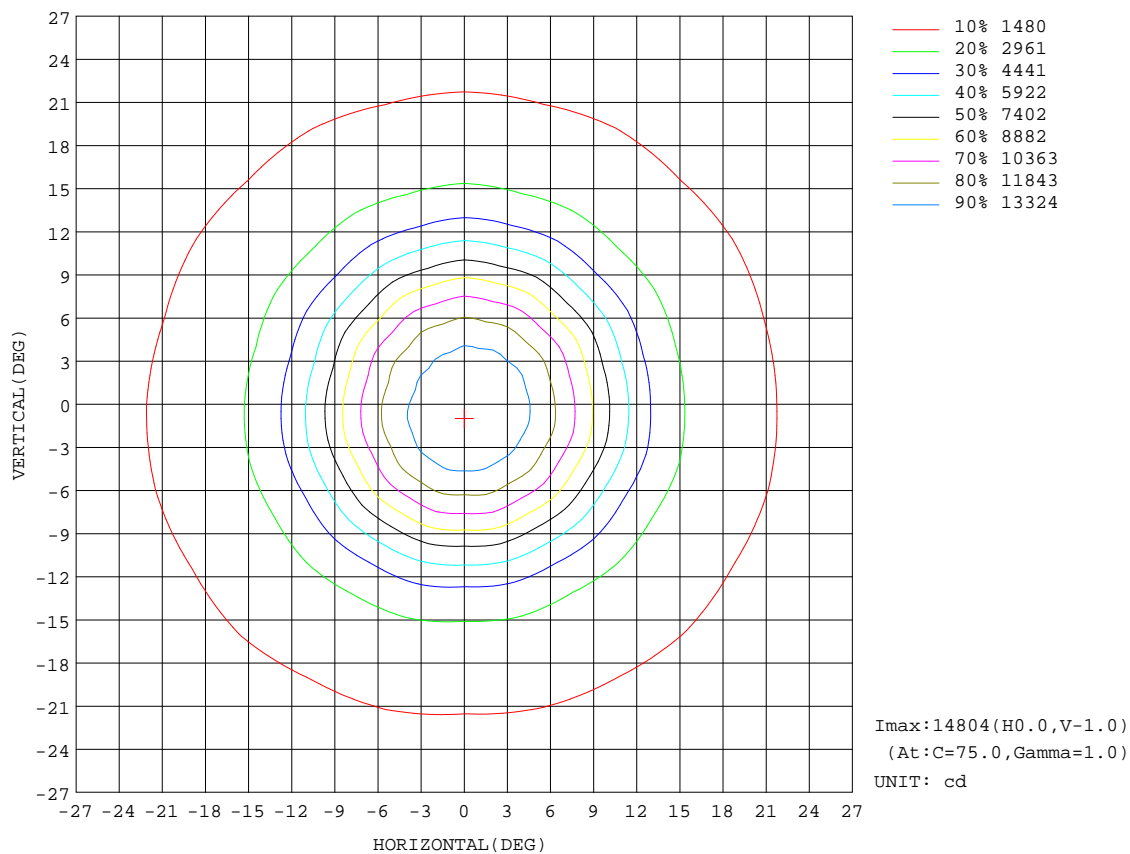
REFLECTANCE										
Ceiling	0.8	0.8	0.8	0.7	0.7	0.7	0.5	0.5	0.5	0
Walls	0.7	0.5	0.3	0.7	0.5	0.3	0.7	0.5	0.3	0
Working plane	0.2	0.2	0.2	0.2	0.2	0.2	0.2	0.2	0.2	0
ROOM INDEX	UTILIZATION FACTORS(PERCENT) $k(RI) \times RCR = 5$									
$k = 0.60$	86	80	76	85	80	76	84	79	76	73
0.80	92	87	84	92	87	83	90	86	83	79
1.00	96	91	88	95	90	87	94	90	87	83
1.25	100	95	92	99	94	91	97	93	90	86
1.50	102	98	95	101	97	94	99	95	93	88
2.00	105	101	98	103	99	97	100	97	95	89
2.50	106	103	100	105	101	99	101	99	97	90
3.00	108	104	102	106	103	101	102	100	98	91
4.00	110	107	105	107	105	103	104	102	100	93
5.00	111	109	107	109	107	105	104	103	102	94
ROOM INDEX	UF(total)									Direct
According to DIN EN 13032-2 2004			Suspended					SHRNOM = 1.25		

C Range: 0 - 360DEG  
C Interval: 15.0DEG  
Test Speed: HIGH  
Temperature:25.3DEG  
Operators:ZhangXiao  
Test Date:2016-09-08

$\gamma$  Range: 0 - 180DEG  
 $\gamma$  Interval: 1.0DEG  
 $\gamma$  Test System:EVERFINE GO-2000B\_V1 SYSTEM V2.0.265  
Humidity:65.0%  
Test Distance:6.590m [K=1.0000]  
Remarks:

### ISOCANDELA DIAGRAM

Test:U:226.5V I:0.1260A P:27.40W PF:0.9600 Lamp Flux:2807.23x1 lm		
NAME:	TYPE:	WEIGHT:
DIM.:	SPEC.:	SERIAL No.:
MFR.: Rayconn	SUR.:	PROTECTION ANGLE:

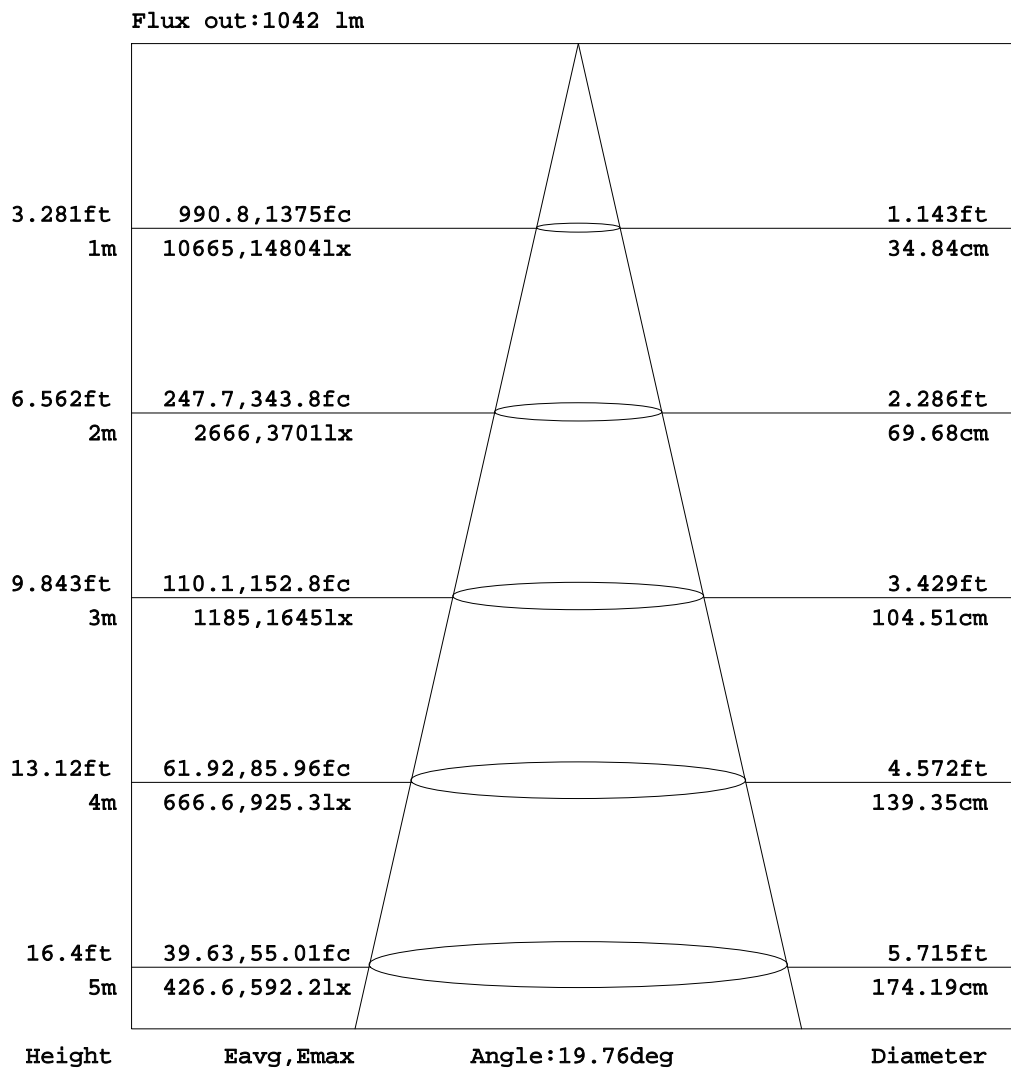


C Range: 0 - 360DEG  
C Interval: 15.0DEG  
Test Speed: HIGH  
Temperature:25.3DEG  
Operators:ZhangXiao  
Test Date:2016-09-08

γ Range: 0 - 180DEG  
γ Interval: 1.0DEG  
Test System:EVERFINE GO-2000B\_V1 SYSTEM V2.0.265  
Humidity:65.0%  
Test Distance:6.590m [K=1.0000]  
Remarks:

### AAI Figure

Test:U:226.5V I:0.1260A P:27.40W PF:0.9600 Lamp Flux:2807.23x1 lm		
NAME:	TYPE:	WEIGHT:
DIM.:	SPEC.:	SERIAL No.:
MFR.: Rayconn	SUR.:	PROTECTION ANGLE:



Note: The Curves indicate the illuminated area and the average illumination when the luminaire is at different distance.

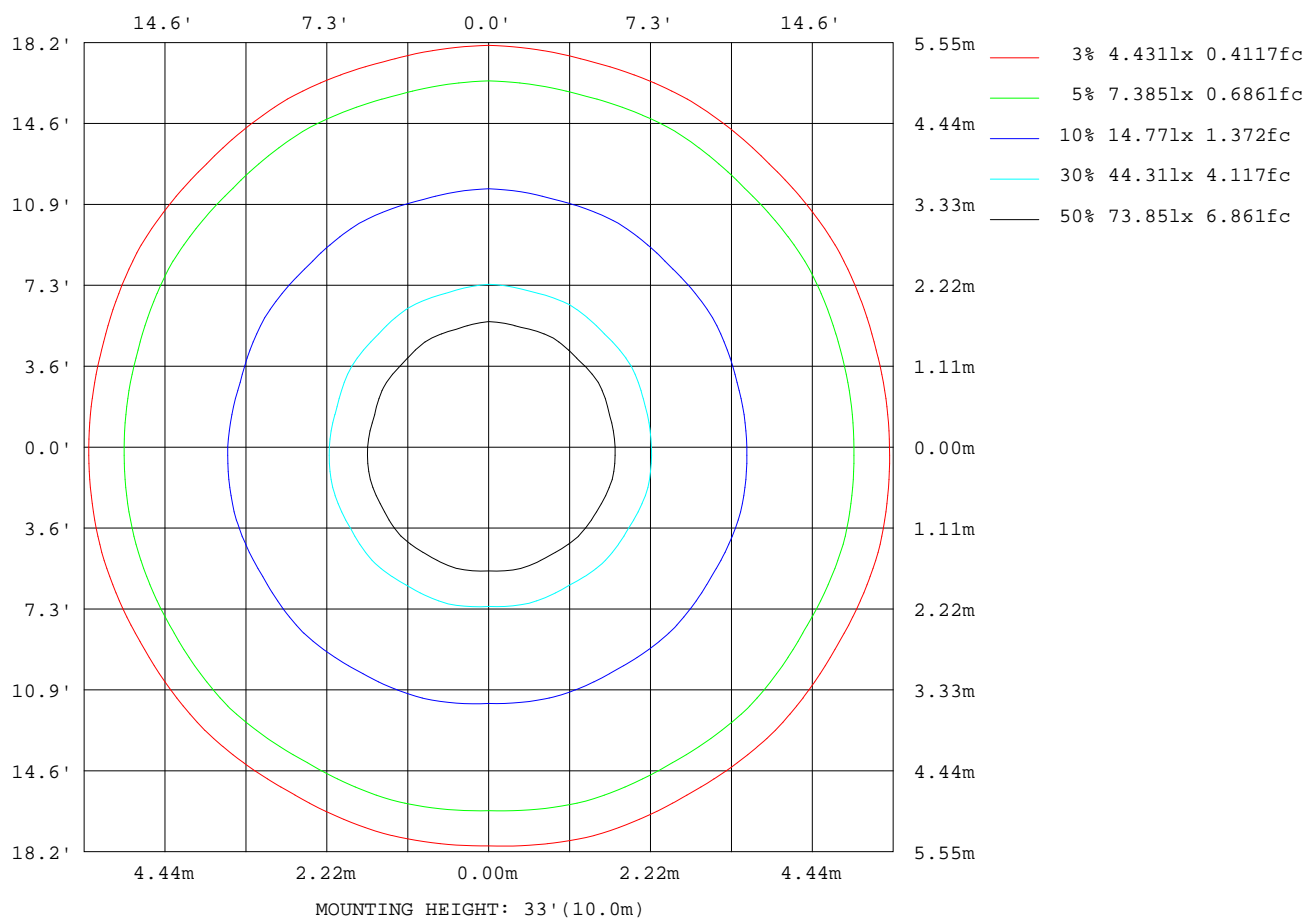
C Range: 0 - 360DEG  
C Interval: 15.0DEG  
Test Speed: HIGH  
Temperature: 25.3DEG  
Operators: ZhangXiao  
Test Date: 2016-09-08

γ Range: 0 - 180DEG  
γ Interval: 1.0DEG  
Test System: EVERFINE GO-2000B\_V1 SYSTEM V2.0.265  
Humidity: 65.0%  
Test Distance: 6.590m [K=1.0000]  
Remarks:



### ISOLUX DIAGRAM

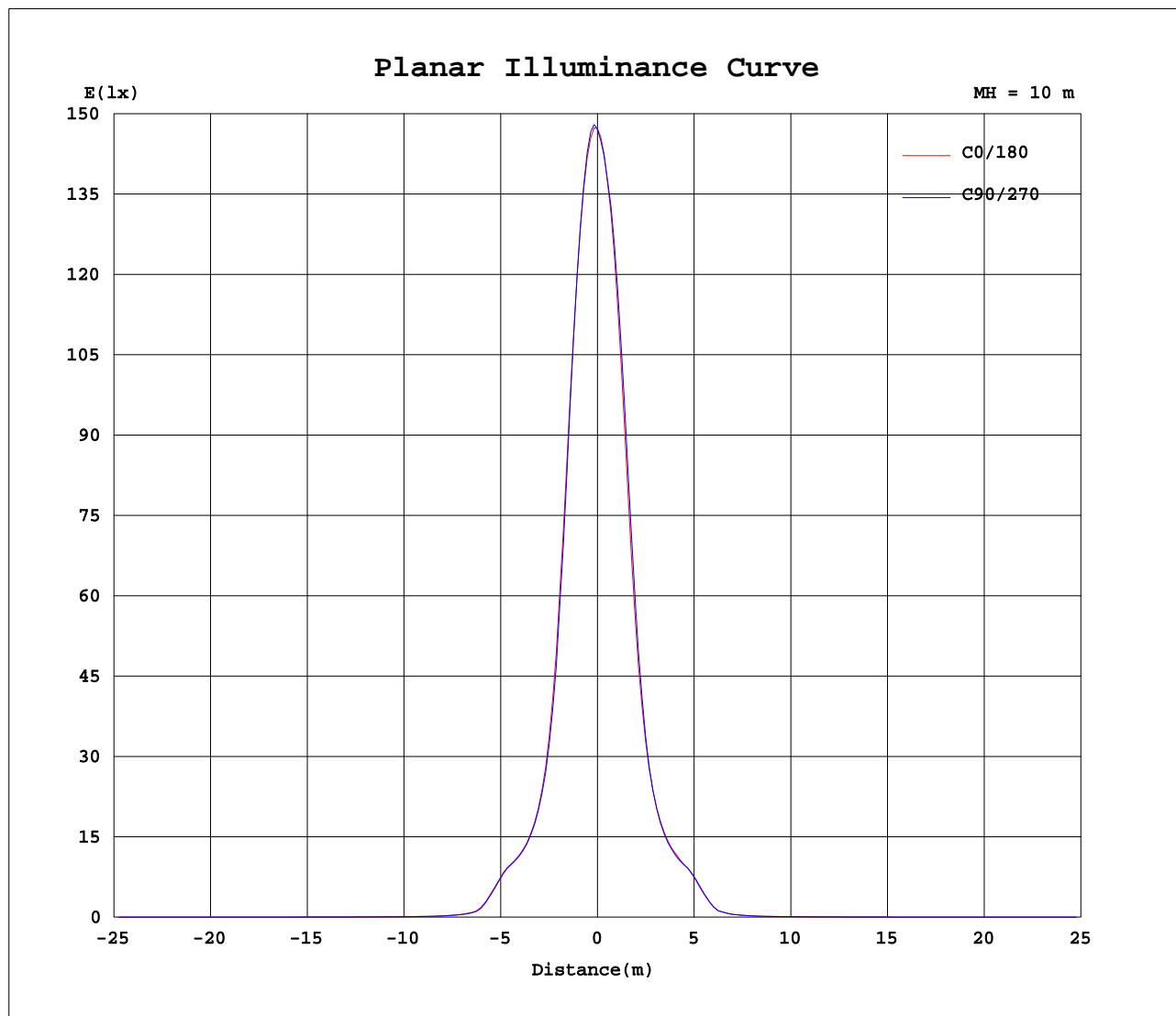
Test:U:226.5V I:0.1260A P:27.40W PF:0.9600 Lamp Flux:2807.23x1 lm		
NAME:	TYPE:	WEIGHT:
DIM.:	SPEC.:	SERIAL No.:
MFR.: Rayconn	SUR.:	PROTECTION ANGLE:



C Range: 0 - 360DEG  
C Interval: 15.0DEG  
Test Speed: HIGH  
Temperature: 25.3DEG  
Operators: ZhangXiao  
Test Date: 2016-09-08

γ Range: 0 - 180DEG  
γ Interval: 1.0DEG  
Test System: EVERFINE GO-2000B\_V1 SYSTEM V2.0.265  
Humidity: 65.0%  
Test Distance: 6.590m [K=1.0000]  
Remarks:

## Planar Illuminance Curve



C Range: 0 - 360DEG  
C Interval: 15.0DEG  
Test Speed: HIGH  
Temperature: 25.3DEG  
Operators: ZhangXiao  
Test Date: 2016-09-08

$\gamma$  Range: 0 - 180DEG  
 $\gamma$  Interval: 1.0DEG  
Test System: EVERFINE GO-2000B\_V1 SYSTEM V2.0.265  
Humidity: 65.0%  
Test Distance: 6.590m [K=1.0000]  
Remarks:

### LUMINOUS DISTRIBUTION INTENSITY DATA

Test:U:226.5V I:0.1260A P:27.40W PF:0.9600 Lamp Flux:2807.23x1 lm																			
NAME:										TYPE:					WEIGHT:				
DIM.:										SPEC.:					SERIAL No.:				
MFR.: Rayconn										SUR.:					PROTECTION ANGLE:				

Table--1

UNIT: ×10cd

C(DEG) γ (DEG)	0	15	30	45	60	75	90	105	120	135	150	165	180	195	210	225	240	255	270
0	1471	1471	1471	1471	1471	1471	1471	1471	1471	1471	1471	1471	1471	1471	1471	1471	1471	1471	1471
5	1300	1314	1303	1316	1306	1317	1305	1315	1294	1294	1267	1264	1248	1227	1241	1231	1254	1248	1271
10	752	765	743	753	728	742	723	741	726	738	714	716	701	677	702	692	722	714	744
15	310	319	306	311	298	308	300	312	308	319	309	315	307	296	305	297	308	300	312
20	168	171	167	170	166	169	166	170	169	174	171	174	172	166	169	165	169	166	168
25	124	125	124	126	125	125	123	125	123	127	126	125	123	123	124	123	124	122	123
30	44.9	48.3	45.7	48.0	44.2	46.9	42.3	44.1	40.9	44.4	41.7	45.7	45.1	43.7	47.3	44.4	47.0	43.9	46.1
35	10.1	10.4	9.91	10.0	9.46	9.77	9.36	9.65	9.45	9.86	9.69	10.3	10.2	9.89	9.95	9.72	10.0	9.71	9.89
40	4.59	4.64	4.55	4.49	4.43	4.54	4.44	4.45	4.42	4.51	4.56	4.76	4.73	4.66	4.64	4.51	4.53	4.42	4.42
45	3.33	3.36	3.31	3.28	3.25	3.29	3.20	3.19	3.18	3.22	3.25	3.36	3.34	3.31	3.31	3.26	3.27	3.23	3.22
50	2.53	2.55	2.52	2.50	2.49	2.51	2.44	2.42	2.39	2.40	2.43	2.50	2.47	2.48	2.51	2.49	2.50	2.49	2.48
55	1.91	1.91	1.86	1.84	1.84	1.86	1.83	1.83	1.82	1.83	1.83	1.86	1.81	1.81	1.84	1.83	1.86	1.85	1.88
60	1.55	1.55	1.51	1.51	1.50	1.51	1.48	1.49	1.49	1.49	1.50	1.49	1.44	1.44	1.46	1.45	1.46	1.46	1.47
65	1.34	1.33	1.31	1.30	1.31	1.31	1.30	1.30	1.30	1.31	1.31	1.32	1.28	1.28	1.27	1.26	1.26	1.26	1.26
70	1.14	1.14	1.13	1.12	1.13	1.13	1.11	1.12	1.12	1.13	1.13	1.13	1.11	1.10	1.09	1.08	1.08	1.07	1.08
75	0.98	0.98	0.97	0.96	0.95	0.96	0.95	0.95	0.96	0.97	0.96	0.98	0.96	0.95	0.94	0.94	0.94	0.94	0.94
80	0.85	0.84	0.83	0.82	0.82	0.83	0.82	0.83	0.83	0.84	0.83	0.83	0.83	0.82	0.82	0.82	0.82	0.82	0.82
85	0.74	0.72	0.70	0.70	0.70	0.70	0.69	0.70	0.70	0.71	0.70	0.71	0.76	0.75	0.74	0.74	0.74	0.73	0.73
90	0.61	0.58	0.56	0.55	0.56	0.55	0.55	0.56	0.55	0.56	0.54	0.54	0.70	0.68	0.66	0.67	0.67	0.66	0.66
95	0.50	0.48	0.46	0.45	0.46	0.45	0.45	0.45	0.46	0.45	0.45	0.45	0.70	0.69	0.67	0.67	0.67	0.67	0.67
100	0.42	0.41	0.41	0.40	0.40	0.40	0.40	0.40	0.41	0.40	0.40	0.40	0.69	0.69	0.68	0.68	0.67	0.67	0.67
105	0.44	0.44	0.44	0.44	0.44	0.43	0.44	0.44	0.45	0.44	0.44	0.44	0.69	0.69	0.69	0.69	0.69	0.69	0.68
110	0.53	0.53	0.53	0.53	0.53	0.52	0.53	0.52	0.53	0.52	0.53	0.52	0.72	0.72	0.72	0.72	0.71	0.72	0.71
115	0.62	0.62	0.62	0.62	0.62	0.61	0.62	0.61	0.62	0.61	0.62	0.61	0.77	0.77	0.77	0.77	0.76	0.77	0.76
120	0.72	0.71	0.72	0.72	0.72	0.71	0.72	0.71	0.72	0.71	0.72	0.71	0.85	0.86	0.85	0.85	0.84	0.85	0.84
125	0.89	0.88	0.89	0.89	0.89	0.88	0.89	0.89	0.90	0.89	0.90	0.89	1.01	1.02	1.00	1.01	1.00	1.01	0.9996
130	1.18	1.17	1.18	1.17	1.18	1.17	1.18	1.17	1.19	1.18	1.19	1.18	1.27	1.28	1.27	1.28	1.26	1.27	1.26
135	1.53	1.52	1.53	1.52	1.53	1.52	1.53	1.52	1.54	1.53	1.54	1.53	1.59	1.60	1.59	1.60	1.58	1.59	1.58
140	1.83	1.83	1.84	1.83	1.84	1.83	1.84	1.83	1.84	1.83	1.84	1.83	1.87	1.89	1.88	1.89	1.87	1.88	1.87
145	2.05	2.04	2.05	2.04	2.05	2.05	2.05	2.04	2.05	2.04	2.05	2.04	2.08	2.09	2.08	2.09	2.08	2.08	2.07
150	2.18	2.18	2.18	2.18	2.18	2.18	2.18	2.18	2.18	2.18	2.18	2.18	2.21	2.22	2.21	2.22	2.21	2.22	2.21
155	2.27	2.27	2.27	2.27	2.27	2.27	2.27	2.27	2.27	2.27	2.27	2.27	2.29	2.30	2.29	2.30	2.29	2.30	2.29
160	2.32	2.32	2.32	2.32	2.32	2.32	2.32	2.32	2.32	2.32	2.32	2.32	2.33	2.34	2.33	2.34	2.33	2.34	2.33
165	2.33	2.34	2.34	2.34	2.34	2.34	2.33	2.33	2.33	2.33	2.33	2.33	2.34	2.35	2.34	2.35	2.34	2.34	2.34
170	2.29	2.30	2.29	2.30	2.29	2.29	2.28	2.29	2.28	2.29	2.28	2.29	2.30	2.31	2.31	2.31	2.31	2.31	2.31
175	2.17	2.18	2.17	2.17	2.16	2.16	2.16	2.16	2.16	2.16	2.16	2.16	2.18	2.19	2.19	2.19	2.19	2.19	2.19
180	2.13	2.13	2.13	2.13	2.13	2.13	2.13	2.13	2.13	2.13	2.13	2.13	2.13	2.13	2.13	2.13	2.13	2.13	2.13

C Range: 0 - 360DEG  
C Interval: 15.0DEG  
Test Speed: HIGH  
Temperature: 25.3DEG  
Operators: ZhangXiao  
Test Date: 2016-09-08

γ Range: 0 - 180DEG  
γ Interval: 1.0DEG  
Test System: EVERFINE GO-2000B\_V1 SYSTEM V2.0.265  
Humidity: 65.0%  
Test Distance: 6.590m [K=1.0000]  
Remarks:

# LUMINOUS DISTRIBUTION INTENSITY DATA

Test:U:226.5V I:0.1260A P:27.40W PF:0.9600 Lamp Flux:2807.23x1 lm		
NAME:	TYPE:	WEIGHT:
DIM.:	SPEC.:	SERIAL No.:
MFR.: Rayconn	SUR.:	PROTECTION ANGLE:

Table--2

UNIT: x10cd

C(DEC) γ (DEC)	285	300	315	330	345														
0	1471	1471	1471	1471	1471														
5	1265	1286	1279	1302	1290														
10	729	758	741	764	739														
15	304	314	305	315	306														
20	166	169	166	169	166														
25	123	125	123	125	124														
30	42.3	44.9	41.9	45.2	43.3														
35	9.61	9.85	9.70	10.1	9.88														
40	4.32	4.38	4.36	4.51	4.52														
45	3.17	3.19	3.18	3.27	3.29														
50	2.43	2.42	2.41	2.47	2.48														
55	1.84	1.83	1.82	1.86	1.87														
60	1.46	1.45	1.46	1.50	1.50														
65	1.26	1.27	1.29	1.30	1.29														
70	1.08	1.09	1.10	1.11	1.10														
75	0.94	0.94	0.95	0.95	0.94														
80	0.82	0.82	0.82	0.83	0.83														
85	0.74	0.74	0.74	0.74	0.74														
90	0.66	0.66	0.67	0.67	0.67														
95	0.67	0.67	0.67	0.67	0.67														
100	0.67	0.67	0.68	0.68	0.68														
105	0.69	0.68	0.69	0.69	0.69														
110	0.72	0.71	0.72	0.72	0.72														
115	0.77	0.76	0.77	0.77	0.77														
120	0.85	0.85	0.85	0.85	0.85														
125	1.01	1.00	1.01	1.00	1.01														
130	1.27	1.26	1.27	1.26	1.26														
135	1.59	1.57	1.58	1.57	1.58														
140	1.88	1.87	1.88	1.87	1.87														
145	2.08	2.08	2.08	2.08	2.08														
150	2.22	2.21	2.22	2.21	2.21														
155	2.30	2.29	2.30	2.30	2.30														
160	2.34	2.33	2.34	2.33	2.33														
165	2.34	2.34	2.34	2.34	2.34														
170	2.31	2.31	2.31	2.31	2.30														
175	2.19	2.19	2.19	2.19	2.19														
180	2.13	2.13	2.13	2.13	2.13														

C Range: 0 - 360DEG  
C Interval: 15.0DEG  
Test Speed: HIGH  
Temperature:25.3DEG  
Operators:ZhangXiao  
Test Date:2016-09-08

γ Range: 0 - 180DEG  
γ Interval: 1.0DEG  
γ Test System:EVERFINE GO-2000B\_V1 SYSTEM V2.0.265  
Humidity:65.0%  
Test Distance:6.590m [K=1.0000]  
Remarks: