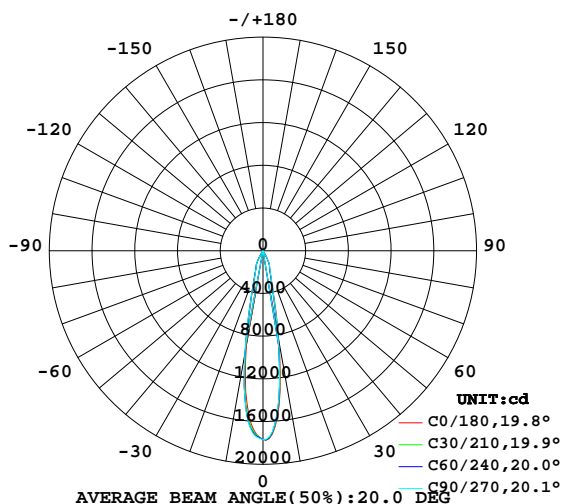


LUMINAIRE PHOTOMETRIC TEST REPORT

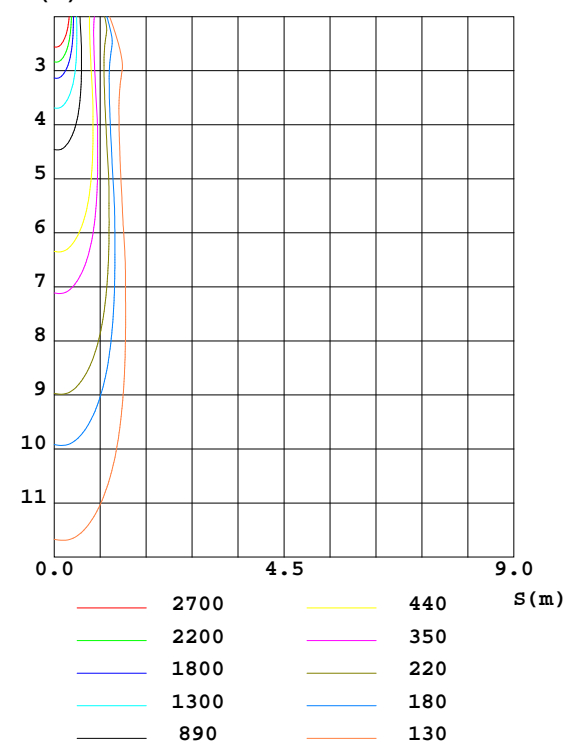
Test:U:226.6V I:0.1790A P:38.50W PF:0.9480 Lamp Flux:3256.55x1 lm		
NAME:	TYPE:	WEIGHT:
DIM.:	SPEC.:	SERIAL No.:
MFR.: Rayconn	SUR.:	PROTECTION ANGLE:

DATA OF LAMP		PHOTOMETRIC DATA Eff: 84.59 lm/W			
MODEL	TL11-40W-930-W-20	Imax(cd)	17743	S/MH(C0/180)	0.33
NOMINAL POWER(W)	38	LOR(%)	100.0	S/MH(C90/270)	0.32
RATED VOLTAGE(V)	226	TOTAL FLUX(lm)	3256.6	η UP,DN(C0-180)	1.3,47.0
NOMINAL FLUX(lm)	3256.55	CIE CLASS	DIRECT	η UP,DN(C180-360)	1.4,50.4
LAMPS INSIDE	1	η up(%)	2.7	CIBSE SHR NOM	0.00
TEST VOLTAGE(V)	226.6	η down(%)	97.3	CIBSE SHR MAX	1.00

LUMINOUS INTENSITY DISTRIBUTION DIAGRAM



C0 PLANE ISOLUX DIAGRAM (UNIT:lx)



C Range: 0 - 360DEG
C Interval: 15.0DEG
Test Speed: HIGH
Temperature:25.3DEG
Operators:ZhangXiao
Test Date:2016-07-27

γ Range: 0 - 180DEG
 γ Interval: 1.0DEG
Test System:EVERFINE GO-2000B_V1 SYSTEM V2.0.265
Humidity:65.0%
Test Distance:6.610m [K=1.0000]
Remarks:

ZONAL FLUX DIAGRAM

ZONAL FLUX DIAGRAM:

γ	C0	C45	C90	C135	C180	C225	C270	C315	γ	Φ zone	Φ total	%lum, lamp
10	851.7	819.6	806.8	859.9	897.3	940.6	976.5	899.5	0- 10	1264	1264	38.8,38.8
20	191.3	189.2	192.9	205.9	207.0	206.6	207.5	196.1	10- 20	1108	2373	72.9,72.9
30	44.65	42.90	41.57	53.83	62.16	64.08	62.27	52.69	20- 30	613.8	2986	91.7,91.7
40	4.960	5.107	5.206	5.449	5.499	5.594	5.495	5.005	30- 40	97.10	3084	94.7,94.7
50	2.813	2.863	2.840	2.862	2.871	2.953	2.907	2.799	40- 50	29.69	3113	95.6,95.6
60	1.751	1.767	1.775	1.768	1.676	1.757	1.744	1.739	50- 60	19.79	3133	96.2,96.2
70	1.325	1.344	1.347	1.362	1.308	1.319	1.332	1.316	60- 70	15.22	3148	96.7,96.7
80	0.9913	0.9914	0.9969	1.011	0.9948	1.006	1.006	0.9990	70- 80	12.25	3161	97.1,97.1
90	0.6780	0.6481	0.6511	0.6594	0.8279	0.8107	0.8072	0.8052	80- 90	9.492	3170	97.3,97.3
100	0.4938	0.4830	0.4878	0.4866	0.8241	0.8130	0.8110	0.8166	90-100	7.477	3177	97.6,97.6
110	0.6471	0.6466	0.6522	0.6398	0.8620	0.8601	0.8574	0.8693	100-110	7.299	3185	97.8,97.8
120	0.8780	0.8769	0.8826	0.8613	1.009	1.008	1.005	1.028	110-120	8.329	3193	98.1,98.1
130	1.447	1.456	1.466	1.426	1.498	1.489	1.479	1.521	120-130	10.41	3204	98.4,98.4
140	2.238	2.245	2.244	2.214	2.237	2.231	2.220	2.259	130-140	14.38	3218	98.8,98.8
150	2.636	2.639	2.636	2.625	2.652	2.654	2.648	2.668	140-150	15.46	3233	99.3,99.3
160	2.794	2.800	2.800	2.799	2.807	2.812	2.810	2.818	150-160	12.67	3246	99.7,99.7
170	2.746	2.746	2.750	2.767	2.785	2.798	2.797	2.794	160-170	7.972	3254	99.9,99.9
180	2.556	2.571	2.586	2.598	2.557	2.572	2.585	2.599	170-180	2.563	3257	100,100
DEG	LUMINOUS INTENSITY:×10cd									UNIT:lm		

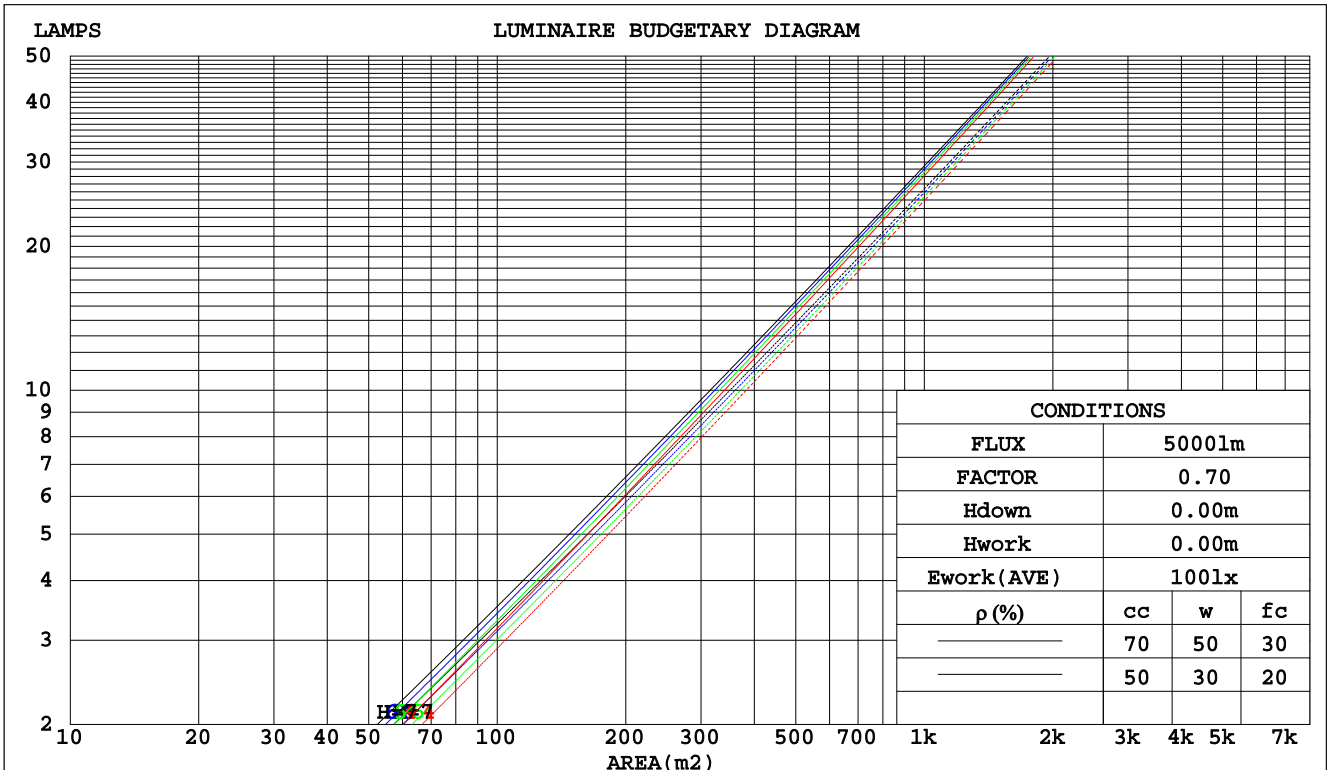
C Range: 0 - 360DEG
C Interval: 15.0DEG
Test Speed: HIGH
Temperature:25.3DEG
Operators:ZhangXiao
Test Date:2016-07-27

γ Range: 0 - 180DEG
γ Interval: 1.0DEG
Test System:EVERFINE GO-2000B_V1 SYSTEM V2.0.265
Humidity:65.0%
Test Distance:6.610m [K=1.0000]
Remarks:

CU AND LUMINAIRE BUDGETARY ESTIMATE DIAGRAM

Test:U:226.6V I:0.1790A P:38.50W PF:0.9480 Lamp Flux:3256.55x1 lm		
NAME:	TYPE:	WEIGHT:
DIM.:	SPEC.:	SERIAL No.:
MFR.: Rayconn	SUR.:	PROTECTION ANGLE:

pcc	80%			70%			50%			30%			10%			0														
pw	50%	30%	10%	50%	30%	10%	50%	30%	10%	50%	30%	10%	50%	30%	10%	0														
pfc	20%			20%			20%			20%			20%			0														
RCR	RCR:Room Cavity Ratio															Coefficients of Utilization(CU)														
0.0	1.18	1.18	1.18	1.15	1.15	1.15	1.10	1.10	1.10	1.04	1.04	1.04	.00	.00	.00	.97														
1.0	1.12	1.10	1.08	1.09	1.08	1.06	1.05	1.04	1.02	1.01	.00	.99	.97	.96	.96	.94														
2.0	1.06	1.03	1.00	1.04	1.02	.99	1.01	.99	.97	.98	.96	.94	.95	.93	.92	.90														
3.0	1.02	.98	.95	1.00	.97	.94	.97	.94	.92	.95	.92	.90	.92	.90	.89	.87														
4.0	.97	.93	.90	.96	.92	.90	.94	.91	.88	.92	.89	.87	.90	.88	.86	.84														
5.0	.94	.89	.86	.93	.89	.86	.91	.87	.85	.89	.86	.84	.87	.85	.83	.82														
6.0	.90	.86	.83	.90	.86	.83	.88	.85	.82	.87	.84	.81	.85	.83	.81	.79														
7.0	.88	.83	.80	.87	.83	.80	.85	.82	.79	.84	.81	.79	.83	.80	.78	.77														
8.0	.85	.81	.78	.84	.80	.77	.83	.80	.77	.82	.79	.77	.81	.78	.76	.75														
9.0	.82	.78	.75	.82	.78	.75	.81	.77	.75	.80	.77	.75	.79	.76	.74	.73														
10.0	.80	.76	.73	.80	.76	.73	.79	.75	.73	.78	.75	.73	.77	.74	.72	.71														



C Range: 0 - 360DEG
C Interval: 15.0DEG
Test Speed: HIGH
Temperature:25.3DEG
Operators:ZhangXiao
Test Date:2016-07-27

γ Range: 0 - 180DEG
γ Interval: 1.0DEG
Test System:EVERFINE GO-2000B_V1 SYSTEM V2.0.265
Humidity:65.0%
Test Distance:6.610m [K=1.0000]
Remarks:

WEC AND CCEC

Test:U:226.6V I:0.1790A P:38.50W PF:0.9480 Lamp Flux:3256.55x1 lm								
NAME:			TYPE:			WEIGHT:		
DIM.:			SPEC.:			SERIAL No.:		
MFR.: Rayconn			SUR.:			PROTECTION ANGLE:		

pcc	80%			70%			50%			30%			10%			0	
pw	50%	30%	10%	50%	30%	10%	50%	30%	10%	50%	30%	10%	50%	30%	10%	0	
pfc	20%			20%			20%			20%			20%			0	
RCR	RCR:Room Cavity Ratio						Wall Exitance Coefficients(WEC)										
0.0																	
1.0	.145	.083	.026	.138	.079	.025	.124	.071	.023	.111	.064	.021	.099	.058	.019		
2.0	.134	.073	.022	.127	.070	.022	.116	.064	.020	.105	.059	.018	.095	.054	.017		
3.0	.124	.066	.020	.119	.063	.019	.109	.059	.018	.100	.055	.017	.091	.050	.016		
4.0	.115	.060	.018	.111	.058	.017	.102	.054	.016	.095	.051	.015	.087	.047	.014		
5.0	.108	.055	.016	.104	.054	.016	.097	.051	.015	.090	.048	.014	.084	.045	.013		
6.0	.102	.051	.015	.099	.050	.014	.092	.047	.014	.086	.045	.013	.081	.043	.013		
7.0	.097	.048	.014	.094	.047	.013	.088	.045	.013	.083	.042	.012	.078	.040	.012		
8.0	.092	.045	.013	.089	.044	.012	.084	.042	.012	.079	.040	.012	.075	.039	.011		
9.0	.087	.042	.012	.085	.041	.012	.081	.040	.011	.076	.038	.011	.072	.037	.011		
10.0	.084	.040	.011	.081	.039	.011	.077	.038	.011	.074	.037	.010	.070	.035	.010		

pcc	80%			70%			50%			30%			10%			0	
pw	50%	30%	10%	50%	30%	10%	50%	30%	10%	50%	30%	10%	50%	30%	10%	0	
pfc	20%			20%			20%			20%			20%			0	
RCR	RCR:Room Cavity Ratio						Ceiling Cavity Exitance Coefficients(CCEC)										
0.0	.211	.211	.211	.180	.180	.180	.123	.123	.123	.071	.071	.071	.023	.023	.023		
1.0	.189	.178	.168	.162	.153	.144	.111	.105	.100	.064	.061	.058	.020	.020	.019		
2.0	.172	.153	.138	.147	.132	.119	.101	.091	.083	.058	.053	.049	.019	.017	.016		
3.0	.157	.134	.116	.135	.116	.100	.092	.080	.070	.053	.047	.041	.017	.015	.014		
4.0	.145	.119	.099	.124	.103	.086	.085	.072	.061	.049	.042	.036	.016	.014	.012		
5.0	.134	.107	.086	.115	.092	.075	.079	.064	.053	.046	.038	.031	.015	.012	.010		
6.0	.125	.097	.076	.108	.084	.066	.074	.059	.047	.043	.034	.028	.014	.011	.009		
7.0	.118	.089	.068	.101	.077	.059	.070	.054	.042	.041	.032	.025	.013	.010	.008		
8.0	.111	.082	.062	.096	.071	.054	.066	.050	.038	.039	.029	.023	.012	.010	.008		
9.0	.106	.076	.056	.091	.066	.049	.063	.047	.035	.037	.027	.021	.012	.009	.007		
10.0	.101	.071	.052	.087	.062	.046	.060	.044	.032	.035	.026	.019	.011	.008	.006		

C Range: 0 - 360DEG
C Interval: 15.0DEG
Test Speed: HIGH
Temperature:25.3DEG
Operators:ZhangXiao
Test Date:2016-07-27

γ Range: 0 - 180DEG
γ Interval: 1.0DEG
Test System:EVERFINE GO-2000B_V1 SYSTEM V2.0.265
Humidity:65.0%
Test Distance:6.610m [K=1.0000]
Remarks:

Uncorrected UGR Table

Test:U:226.6V I:0.1790A P:38.50W PF:0.9480 Lamp Flux:3256.55x1 lm											
NAME:					TYPE:			WEIGHT:			
DIM.:					SPEC.:			SERIAL No.:			
MFR.: Rayconn					SUR.:			PROTECTION ANGLE:			
ceiling/cavity	0.7	0.7	0.5	0.5	0.3	0.7	0.7	0.5	0.5	0.3	
walls	0.5	0.3	0.5	0.3	0.3	0.5	0.3	0.5	0.3	0.3	
working plane	0.2	0.2	0.2	0.2	0.2	0.2	0.2	0.2	0.2	0.2	
Room dimensions		Viewed crosswise					Viewed endwise				
x = 2H y = 2H	2H	8.2	8.8	8.4	9.0	9.2	8.2	8.9	8.5	9.1	9.3
	3H	9.4	10.0	9.6	10.2	10.4	9.4	10.0	9.7	10.3	10.5
	4H	10.1	10.7	10.4	10.9	11.2	10.2	10.8	10.5	11.0	11.3
	6H	11.0	11.6	11.4	11.9	12.2	11.1	11.7	11.4	12.0	12.2
	8H	11.6	12.1	11.9	12.4	12.7	11.7	12.2	12.0	12.5	12.8
	12H	12.3	12.8	12.6	13.1	13.4	12.3	12.8	12.7	13.1	13.4
4H	2H	8.5	9.1	8.8	9.4	9.6	8.6	9.2	8.9	9.4	9.7
	3H	10.0	10.5	10.4	10.8	11.2	10.1	10.6	10.4	10.9	11.2
	4H	11.0	11.5	11.4	11.8	12.1	11.1	11.5	11.4	11.9	12.2
	6H	12.2	12.6	12.6	13.0	13.3	12.2	12.6	12.6	13.0	13.4
	8H	12.8	13.2	13.3	13.6	14.0	12.9	13.3	13.3	13.7	14.1
	12H	13.6	14.0	14.1	14.4	14.8	13.7	14.0	14.1	14.5	14.9
8H	4H	11.4	11.8	11.8	12.2	12.6	11.5	11.9	11.9	12.2	12.7
	6H	12.8	13.2	13.3	13.6	14.1	12.9	13.2	13.4	13.7	14.1
	8H	13.7	14.0	14.2	14.4	14.9	13.7	14.0	14.2	14.5	15.0
	12H	14.7	14.9	15.2	15.4	16.0	14.7	15.0	15.3	15.5	16.0
12H	4H	11.5	11.8	11.9	12.3	12.7	11.5	11.9	12.0	12.3	12.8
	6H	13.0	13.3	13.5	13.8	14.3	13.1	13.4	13.6	13.8	14.3
	8H	14.0	14.2	14.5	14.7	15.2	14.0	14.3	14.5	14.8	15.3
Variations with the observer position at spacings:											
S = 1.0H	+ 0.2 / - 0.3					+ 0.2 / - 0.3					
1.5H	+ 0.3 / - 0.1					+ 0.3 / - 0.2					
2.0H	+ 0.1 / - 0.2					+ 0.1 / - 0.2					

CIE Pub.117 Corrected 3257 lm Total Lamp Luminous Flux.(8log(F/F0) = 4.1)

C Range: 0 - 360DEG
C Interval: 15.0DEG
Test Speed: HIGH
Temperature:25.3DEG
Operators:ZhangXiao
Test Date:2016-07-27

γ Range: 0 - 180DEG
γ Interval: 1.0DEG
Test System:EVERFINE GO-2000B_V1 SYSTEM V2.0.265
Humidity:65.0%
Test Distance:6.610m [K=1.0000]
Remarks:

UTILIZATION FACTORS TABLE

Test:U:226.6V I:0.1790A P:38.50W PF:0.9480 Lamp Flux:3256.55x1 lm		
NAME:	TYPE:	WEIGHT:
DIM.:	SPEC.:	SERIAL No.:
MFR.: Rayconn	SUR.:	PROTECTION ANGLE:

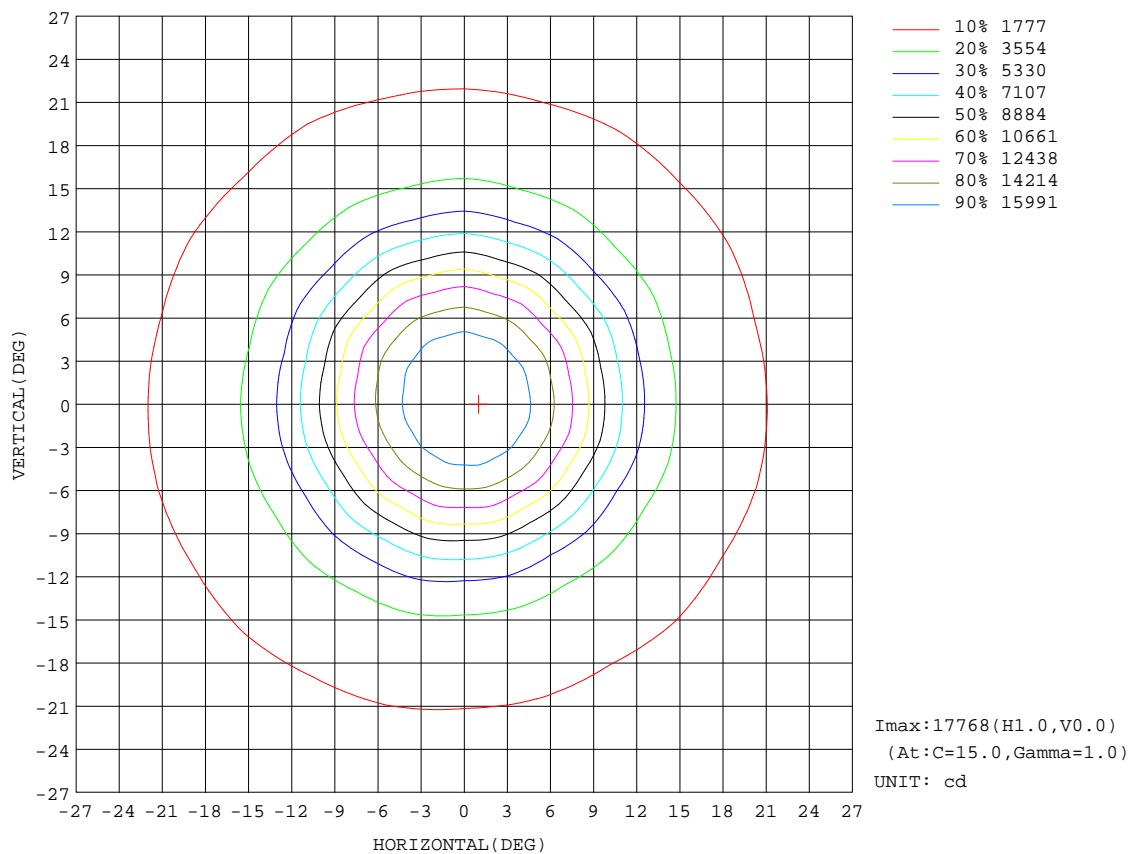
REFLECTANCE										
Ceiling	0.8	0.8	0.8	0.7	0.7	0.7	0.5	0.5	0.5	0
Walls	0.7	0.5	0.3	0.7	0.5	0.3	0.7	0.5	0.3	0
Working plane	0.2	0.2	0.2	0.2	0.2	0.2	0.2	0.2	0.2	0
ROOM INDEX	UTILIZATION FACTORS(PERCENT) $k(RI) \times RCR = 5$									
$k = 0.60$	88	82	79	88	82	79	87	82	78	75
0.80	95	90	86	95	89	86	93	89	86	82
1.00	99	94	90	98	93	90	97	93	89	85
1.25	103	98	95	102	97	94	100	96	93	89
1.50	106	101	98	104	100	97	102	98	96	91
2.00	108	104	101	106	103	100	103	100	98	92
2.50	110	106	103	108	104	102	104	102	100	93
3.00	111	108	105	109	106	104	105	103	101	94
4.00	113	110	108	111	109	107	107	105	104	96
5.00	114	112	110	112	110	109	108	106	105	97
ROOM INDEX	UF(total)									Direct
According to DIN EN 13032-2 2004			Suspended					SHRNOM = 1.25		

C Range: 0 - 360DEG
C Interval: 15.0DEG
Test Speed: HIGH
Temperature:25.3DEG
Operators:ZhangXiao
Test Date:2016-07-27

γ Range: 0 - 180DEG
 γ Interval: 1.0DEG
 γ Test System:EVERFINE GO-2000B_V1 SYSTEM V2.0.265
Humidity:65.0%
Test Distance:6.610m [K=1.0000]
Remarks:

ISOCANDELA DIAGRAM

Test:U:226.6V I:0.1790A P:38.50W PF:0.9480 Lamp Flux:3256.55x1 lm		
NAME:	TYPE:	WEIGHT:
DIM.:	SPEC.:	SERIAL No.:
MFR.: Rayconn	SUR.:	PROTECTION ANGLE:



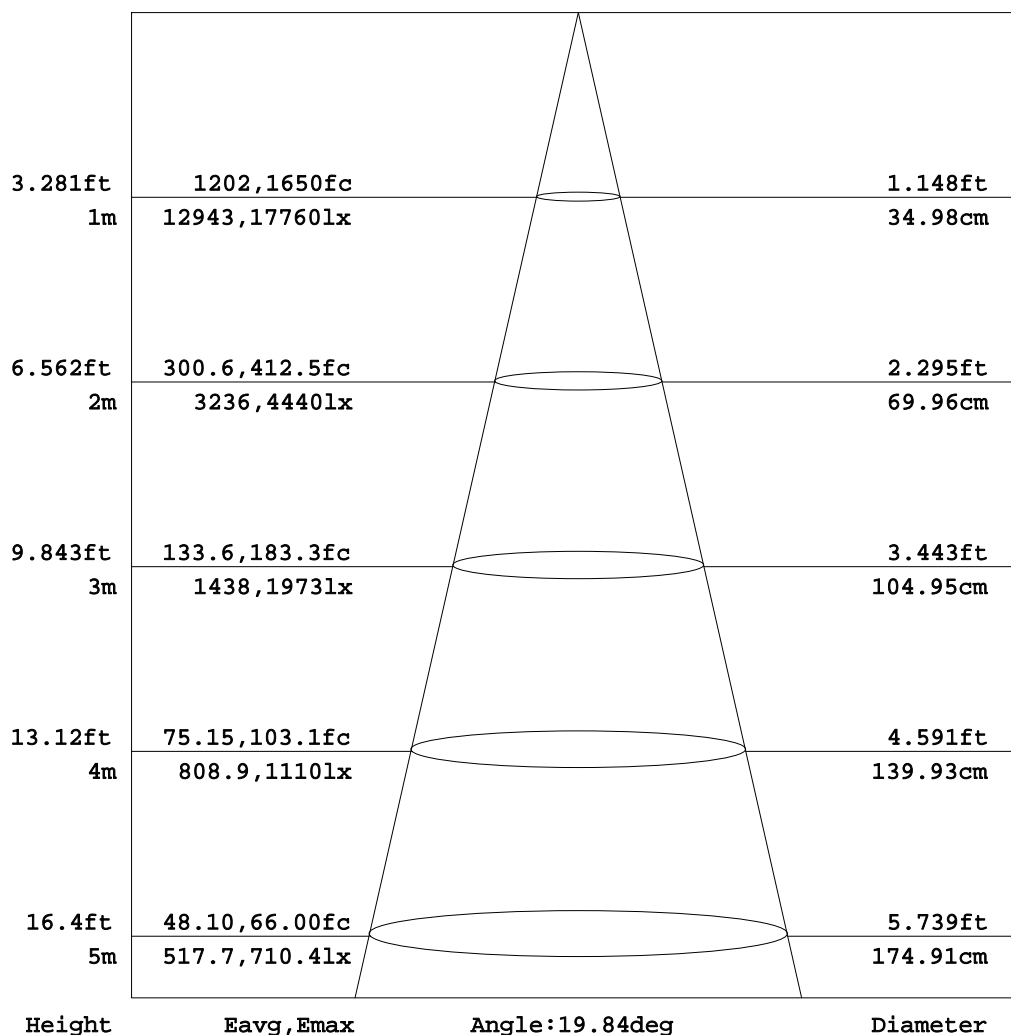
C Range: 0 - 360DEG
C Interval: 15.0DEG
Test Speed: HIGH
Temperature:25.3DEG
Operators:ZhangXiao
Test Date:2016-07-27

γ Range: 0 - 180DEG
γ Interval: 1.0DEG
Test System:EVERFINE GO-2000B_V1 SYSTEM V2.0.265
Humidity:65.0%
Test Distance:6.610m [K=1.0000]
Remarks:

AAI Figure

Test:U:226.6V I:0.1790A P:38.50W PF:0.9480 Lamp Flux:3256.55x1 lm		
NAME:	TYPE:	WEIGHT:
DIM.:	SPEC.:	SERIAL No.:
MFR.: Rayconn	SUR.:	PROTECTION ANGLE:

Flux out:1264 lm



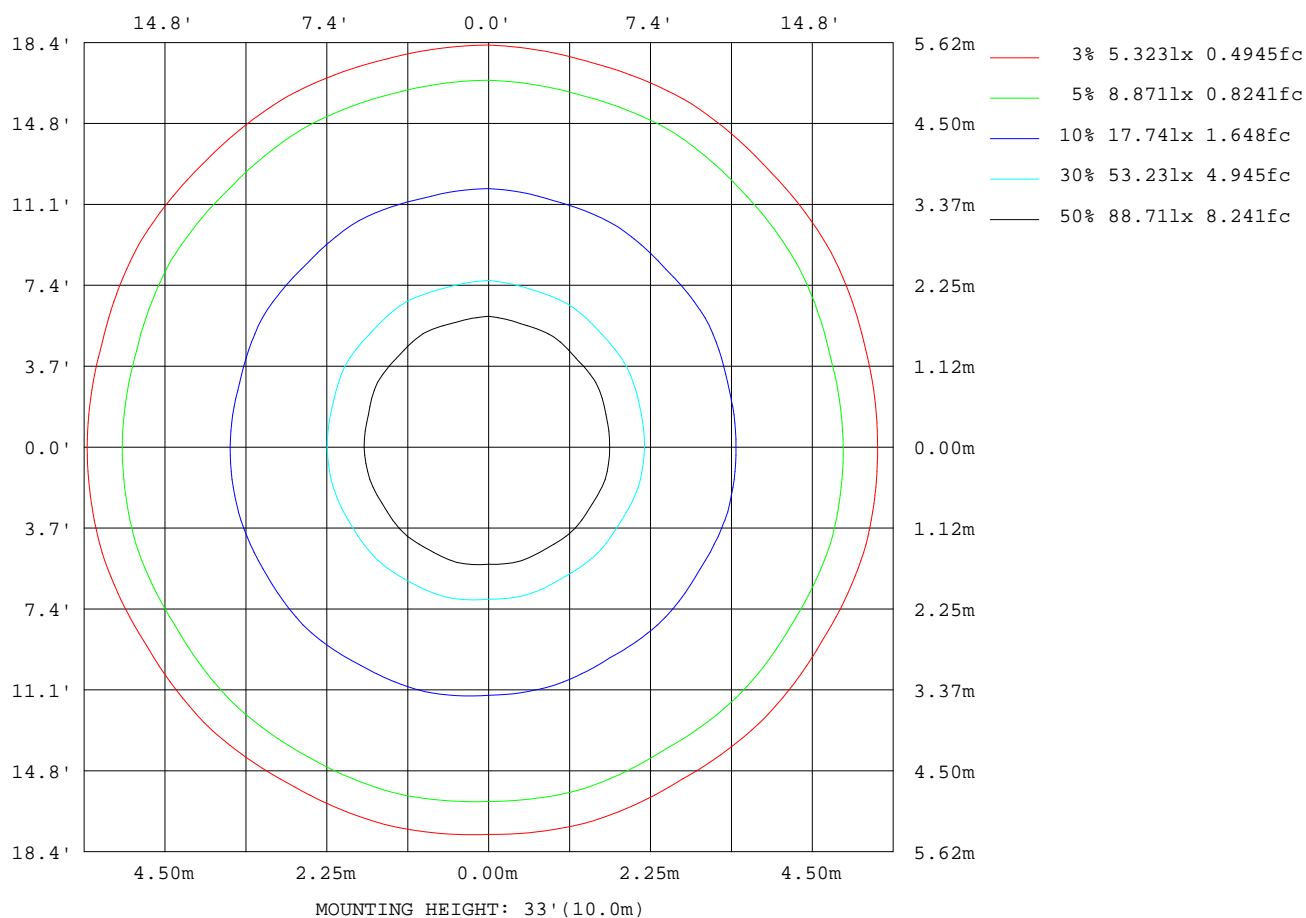
Note:The Curves indicate the illuminated area and the average illumination when the luminaire is at different distance.

C Range: 0 - 360DEG
C Interval: 15.0DEG
Test Speed: HIGH
Temperature:25.3DEG
Operators:ZhangXiao
Test Date:2016-07-27

γ Range: 0 - 180DEG
γ Interval: 1.0DEG
Test System:EVERFINE GO-2000B_V1 SYSTEM V2.0.265
Humidity:65.0%
Test Distance:6.610m [K=1.0000]
Remarks:

ISOLUX DIAGRAM

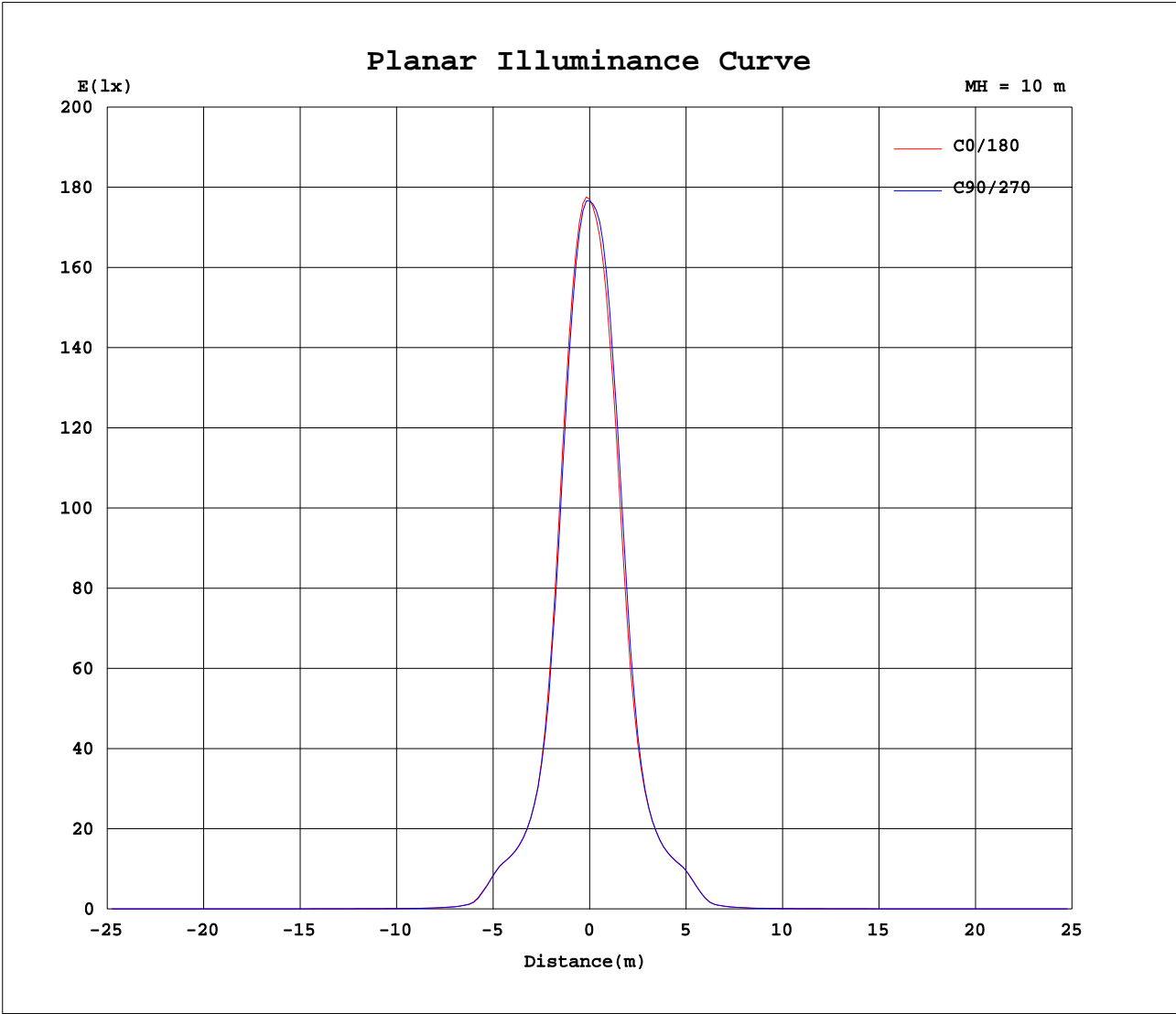
Test:U:226.6V I:0.1790A P:38.50W PF:0.9480 Lamp Flux:3256.55x1 lm		
NAME:	TYPE:	WEIGHT:
DIM.:	SPEC.:	SERIAL No.:
MFR.: Rayconn	SUR.:	PROTECTION ANGLE:



C Range: 0 - 360DEG
C Interval: 15.0DEG
Test Speed: HIGH
Temperature: 25.3DEG
Operators: ZhangXiao
Test Date: 2016-07-27

γ Range: 0 - 180DEG
γ Interval: 1.0DEG
Test System: EVERFINE GO-2000B_V1 SYSTEM V2.0.265
Humidity: 65.0%
Test Distance: 6.610m [K=1.0000]
Remarks:

Planar Illuminance Curve



C Range: 0 - 360DEG
C Interval: 15.0DEG
Test Speed: HIGH
Temperature:25.3DEG
Operators:ZhangXiao
Test Date:2016-07-27

γ Range: 0 - 180DEG
γ Interval: 1.0DEG
Test System:EVERFINE GO-2000B_V1 SYSTEM V2.0.265
Humidity:65.0%
Test Distance:6.610m [K=1.0000]
Remarks:

LUMINOUS DISTRIBUTION INTENSITY DATA

Test:U:226.6V I:0.1790A P:38.50W PF:0.9480 Lamp Flux:3256.55x1 lm																			
NAME:										TYPE:					WEIGHT:				
DIM.:										SPEC.:					SERIAL No.:				
MFR.: Rayconn										SUR.:					PROTECTION ANGLE:				

Table--1

UNIT: ×10cd

C(DEG) γ (DEG)	0	15	30	45	60	75	90	105	120	135	150	165	180	195	210	225	240	255	270
0	1766	1766	1766	1766	1766	1766	1766	1766	1766	1766	1766	1766	1766	1766	1766	1766	1766	1766	1766
5	1562	1564	1542	1548	1530	1541	1524	1531	1518	1529	1522	1538	1542	1547	1574	1580	1600	1594	1603
10	852	851	810	820	794	818	807	840	830	860	850	884	897	898	950	941	981	953	976
15	338	340	323	329	320	334	335	355	355	372	367	381	385	379	400	390	407	389	400
20	191	192	187	189	186	191	193	199	199	206	205	208	207	205	211	207	212	205	207
25	143	143	139	141	138	144	143	147	147	149	148	151	150	150	151	149	152	151	149
30	44.6	46.3	41.0	42.9	39.7	43.9	41.6	47.1	46.6	53.8	54.7	60.8	62.2	61.2	66.2	64.1	66.3	62.2	62.3
35	10.5	10.5	10.1	10.5	10.4	10.7	10.6	11.1	11.1	11.8	11.6	12.3	12.3	12.2	13.2	12.6	13.5	12.5	12.8
40	4.96	4.96	4.95	5.11	5.17	5.25	5.21	5.27	5.26	5.45	5.40	5.54	5.50	5.48	5.65	5.59	5.78	5.57	5.50
45	3.65	3.66	3.66	3.73	3.75	3.78	3.75	3.76	3.75	3.84	3.83	3.87	3.82	3.82	3.89	3.89	4.00	3.93	3.83
50	2.81	2.83	2.83	2.86	2.88	2.89	2.84	2.82	2.81	2.86	2.87	2.91	2.87	2.88	2.94	2.95	3.04	3.00	2.91
55	2.12	2.12	2.12	2.15	2.16	2.18	2.16	2.16	2.14	2.15	2.13	2.16	2.12	2.14	2.21	2.22	2.30	2.26	2.20
60	1.75	1.75	1.75	1.77	1.77	1.78	1.77	1.78	1.78	1.77	1.74	1.72	1.68	1.71	1.74	1.76	1.80	1.80	1.74
65	1.53	1.53	1.54	1.56	1.56	1.56	1.55	1.57	1.57	1.57	1.56	1.56	1.50	1.49	1.51	1.52	1.54	1.55	1.53
70	1.32	1.33	1.34	1.34	1.35	1.35	1.35	1.36	1.36	1.36	1.36	1.36	1.31	1.30	1.31	1.32	1.34	1.35	1.33
75	1.14	1.15	1.14	1.15	1.15	1.15	1.15	1.17	1.16	1.18	1.16	1.19	1.15	1.14	1.15	1.16	1.17	1.18	1.16
80	0.99	0.99	0.99	0.99	0.99	1.00	1.00	1.01	1.00	1.01	1.02	1.02	0.99	0.99	0.99	1.01	1.02	1.02	1.01
85	0.84	0.83	0.83	0.83	0.83	0.84	0.83	0.85	0.85	0.86	0.88	0.89	0.91	0.90	0.90	0.91	0.91	0.91	0.90
90	0.68	0.65	0.65	0.65	0.65	0.65	0.65	0.66	0.66	0.66	0.69	0.71	0.83	0.81	0.81	0.81	0.81	0.81	0.81
95	0.56	0.54	0.54	0.53	0.53	0.53	0.53	0.54	0.54	0.54	0.56	0.60	0.83	0.81	0.80	0.81	0.80	0.81	0.80
100	0.49	0.48	0.49	0.48	0.49	0.49	0.49	0.49	0.49	0.49	0.50	0.51	0.82	0.81	0.81	0.81	0.81	0.81	0.81
105	0.54	0.53	0.54	0.53	0.54	0.54	0.54	0.54	0.54	0.53	0.54	0.53	0.83	0.83	0.82	0.83	0.82	0.83	0.82
110	0.65	0.64	0.65	0.65	0.65	0.65	0.65	0.65	0.65	0.64	0.64	0.64	0.86	0.86	0.86	0.86	0.86	0.86	0.86
115	0.76	0.75	0.76	0.76	0.76	0.75	0.76	0.75	0.75	0.75	0.75	0.74	0.92	0.92	0.91	0.92	0.91	0.92	0.91
120	0.88	0.88	0.89	0.88	0.88	0.88	0.88	0.87	0.87	0.86	0.87	0.86	1.01	1.01	1.00	1.01	1.00	1.01	1.01
125	1.09	1.09	1.11	1.10	1.11	1.10	1.11	1.09	1.09	1.07	1.08	1.06	1.19	1.19	1.18	1.18	1.18	1.19	1.18
130	1.45	1.44	1.47	1.46	1.47	1.46	1.47	1.45	1.45	1.43	1.43	1.40	1.50	1.50	1.48	1.49	1.48	1.49	1.48
135	1.87	1.87	1.89	1.88	1.89	1.88	1.89	1.87	1.87	1.85	1.85	1.83	1.88	1.89	1.86	1.87	1.86	1.87	1.86
140	2.24	2.24	2.25	2.25	2.25	2.24	2.24	2.23	2.23	2.21	2.22	2.20	2.24	2.24	2.22	2.23	2.22	2.23	2.22
145	2.48	2.48	2.49	2.49	2.49	2.48	2.48	2.47	2.47	2.46	2.46	2.45	2.49	2.50	2.48	2.49	2.48	2.49	2.48
150	2.64	2.64	2.64	2.64	2.64	2.64	2.64	2.63	2.63	2.63	2.63	2.61	2.65	2.66	2.65	2.65	2.64	2.65	2.65
155	2.74	2.74	2.74	2.74	2.75	2.74	2.74	2.74	2.74	2.74	2.74	2.73	2.76	2.76	2.76	2.76	2.75	2.76	2.75
160	2.79	2.80	2.80	2.80	2.80	2.80	2.80	2.80	2.80	2.80	2.80	2.79	2.81	2.81	2.81	2.81	2.81	2.81	2.81
165	2.81	2.81	2.81	2.81	2.81	2.81	2.81	2.81	2.82	2.82	2.82	2.82	2.82	2.83	2.83	2.83	2.83	2.83	2.83
170	2.75	2.75	2.74	2.75	2.74	2.75	2.75	2.76	2.76	2.77	2.77	2.77	2.79	2.79	2.79	2.80	2.80	2.80	2.80
175	2.59	2.59	2.58	2.59	2.59	2.59	2.60	2.61	2.61	2.62	2.62	2.62	2.64	2.64	2.65	2.66	2.66	2.67	2.67
180	2.56	2.56	2.56	2.57	2.58	2.58	2.59	2.59	2.59	2.60	2.60	2.59	2.56	2.56	2.56	2.57	2.58	2.58	2.58

C Range: 0 - 360DEG
C Interval: 15.0DEG
Test Speed: HIGH
Temperature:25.3DEG
Operators:ZhangXiao
Test Date:2016-07-27

γ Range: 0 - 180DEG
γ Interval: 1.0DEG
Test System:EVERFINE GO-2000B_V1 SYSTEM V2.0.265
Humidity:65.0%
Test Distance:6.610m [K=1.0000]
Remarks:

LUMINOUS DISTRIBUTION INTENSITY DATA

Test:U:226.6V I:0.1790A P:38.50W PF:0.9480 Lamp Flux:3256.55x1 lm		
NAME:	TYPE:	WEIGHT:
DIM.:	SPEC.:	SERIAL No.:
MFR.: Rayconn	SUR.:	PROTECTION ANGLE:

Table--2

UNIT: x10cd

C(DEC) γ (DEC)	285	300	315	330	345													
0	1766	1766	1766	1766	1766													
5	1590	1598	1582	1588	1565													
10	934	947	899	911	862													
15	378	384	360	364	341													
20	202	203	196	198	191													
25	149	149	147	145	140													
30	57.6	57.3	52.7	52.4	47.1													
35	11.9	11.9	11.1	11.4	11.0													
40	5.21	5.19	5.01	5.09	5.03													
45	3.73	3.72	3.66	3.69	3.64													
50	2.83	2.83	2.80	2.82	2.78													
55	2.13	2.15	2.13	2.14	2.09													
60	1.73	1.75	1.74	1.75	1.72													
65	1.52	1.53	1.52	1.52	1.50													
70	1.33	1.33	1.32	1.31	1.30													
75	1.16	1.15	1.14	1.14	1.12													
80	1.00	1.00	1.00	0.99	0.99													
85	0.90	0.90	0.89	0.90	0.92													
90	0.81	0.80	0.81	0.81	0.87													
95	0.81	0.81	0.81	0.81	0.87													
100	0.81	0.81	0.82	0.82	0.84													
105	0.83	0.83	0.83	0.83	0.84													
110	0.86	0.86	0.87	0.87	0.87													
115	0.92	0.92	0.93	0.93	0.93													
120	1.02	1.02	1.03	1.03	1.03													
125	1.19	1.19	1.21	1.21	1.22													
130	1.50	1.50	1.52	1.52	1.54													
135	1.88	1.88	1.90	1.90	1.92													
140	2.24	2.24	2.26	2.26	2.28													
145	2.49	2.49	2.51	2.51	2.52													
150	2.66	2.65	2.67	2.67	2.68													
155	2.76	2.76	2.77	2.77	2.77													
160	2.81	2.81	2.82	2.82	2.82													
165	2.83	2.83	2.83	2.83	2.83													
170	2.80	2.79	2.79	2.79	2.79													
175	2.67	2.67	2.67	2.67	2.66													
180	2.59	2.59	2.60	2.60	2.59													

C Range: 0 - 360DEG
C Interval: 15.0DEG
Test Speed: HIGH
Temperature:25.3DEG
Operators:ZhangXiao
Test Date:2016-07-27

γ Range: 0 - 180DEG
γ Interval: 1.0DEG
Test System:EVERFINE GO-2000B_V1 SYSTEM V2.0.265
Humidity:65.0%
Test Distance:6.610m [K=1.0000]
Remarks: