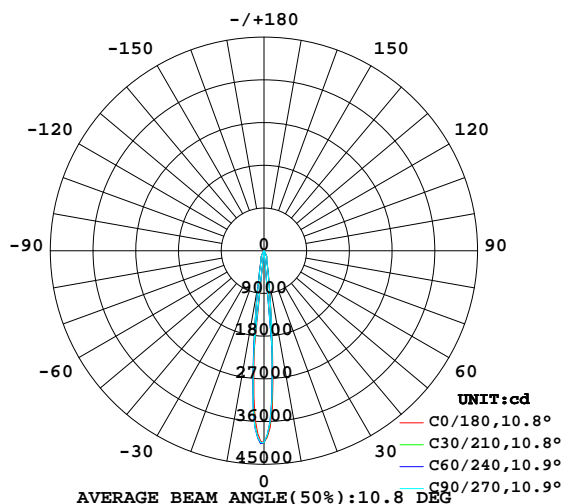


## LUMINAIRE PHOTOMETRIC TEST REPORT

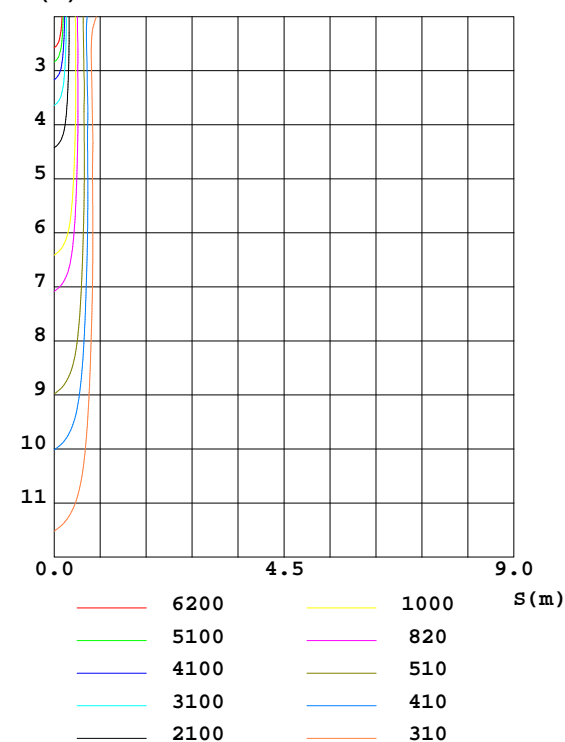
Test:U:226.6V I:0.1800A P:38.80W PF:0.9490 Lamp Flux:3252.35x1 lm		
NAME:	TYPE:	WEIGHT:
DIM.:	SPEC.:	SERIAL No.:
MFR.: Rayconn	SUR.:	PROTECTION ANGLE:

DATA OF LAMP		PHOTOMETRIC DATA Eff: 83.82 lm/W			
MODEL	TL10-40W-930-W-12	Imax(cd)	40688	S/MH(C0/180)	0.18
NOMINAL POWER(W)	0	LOR(%)	100.0	S/MH(C90/270)	0.17
RATED VOLTAGE(V)	0	TOTAL FLUX(lm)	3252.3	η UP,DN(C0-180)	1.3,46.0
NOMINAL FLUX(lm)	3252.35	CIE CLASS	DIRECT	η UP,DN(C180-360)	1.4,51.3
LAMPS INSIDE	1	η up(%)	2.6	CIBSE SHR NOM	0.00
TEST VOLTAGE(V)	0.0	η down(%)	97.4	CIBSE SHR MAX	1.00

LUMINOUS INTENSITY DISTRIBUTION DIAGRAM



C0 PLANE ISOLUX DIAGRAM (UNIT:lx)



C Range: 0 - 360DEG  
C Interval: 15.0DEG  
Test Speed: HIGH  
Temperature:25.3DEG  
Operators:ZhangXiao  
Test Date:2016-07-27

γ Range: 0 - 180DEG  
γ Interval: 1.0DEG  
Test System:EVERFINE GO-2000B\_V1 SYSTEM V2.0.265  
Humidity:65.0%  
Test Distance:6.610m [K=1.0000]  
Remarks:

## ZONAL FLUX DIAGRAM

### ZONAL FLUX DIAGRAM:

γ	C0	C45	C90	C135	C180	C225	C270	C315	γ	Φ zone	Φ total	lum, lamp
10	590.8	556.0	547.2	624.6	699.9	701.5	695.3	634.4	0- 10	1606	1606	49.4,49.4
20	167.7	169.3	168.2	173.4	176.8	177.5	176.7	165.7	10- 20	809.1	2415	74.3,74.3
30	41.66	43.94	40.75	50.01	60.39	62.47	59.48	46.91	20- 30	578.8	2994	92.1,92.1
40	5.628	6.236	6.155	6.159	6.137	6.449	6.160	5.525	30- 40	92.99	3087	94.9,94.9
50	1.970	2.130	2.054	2.224	2.050	2.162	2.020	1.868	40- 50	28.18	3115	95.8,95.8
60	1.473	1.519	1.502	1.568	1.450	1.499	1.399	1.379	50- 60	15.09	3130	96.2,96.2
70	1.290	1.317	1.292	1.323	1.276	1.321	1.265	1.252	60- 70	13.81	3144	96.7,96.7
80	1.049	1.055	1.038	1.059	1.027	1.048	1.024	1.023	70- 80	12.18	3156	97,97
90	0.6903	0.6620	0.6709	0.6836	0.8301	0.8375	0.8314	0.8042	80- 90	10.04	3166	97.4,97.4
100	0.4307	0.4245	0.4269	0.4235	0.8255	0.8201	0.8145	0.8142	90-100	7.331	3174	97.6,97.6
110	0.6750	0.6829	0.6862	0.6735	0.8662	0.8647	0.8608	0.8616	100-110	7.265	3181	97.8,97.8
120	0.8221	0.8301	0.8324	0.8196	0.9871	0.9849	0.9824	0.9886	110-120	8.270	3189	98.1,98.1
130	1.373	1.391	1.392	1.332	1.431	1.414	1.413	1.450	120-130	9.747	3199	98.4,98.4
140	2.306	2.311	2.309	2.275	2.303	2.289	2.287	2.313	130-140	14.54	3213	98.8,98.8
150	2.639	2.639	2.637	2.621	2.674	2.662	2.661	2.668	140-150	15.65	3229	99.3,99.3
160	2.799	2.803	2.801	2.795	2.820	2.807	2.811	2.810	150-160	12.66	3242	99.7,99.7
170	2.810	2.816	2.818	2.827	2.852	2.840	2.847	2.838	160-170	8.025	3250	99.9,99.9
180	2.399	2.435	2.458	2.471	2.411	2.428	2.463	2.468	170-180	2.596	3252	100,100
DEG	LUMINOUS INTENSITY:×10cd									UNIT:lm		

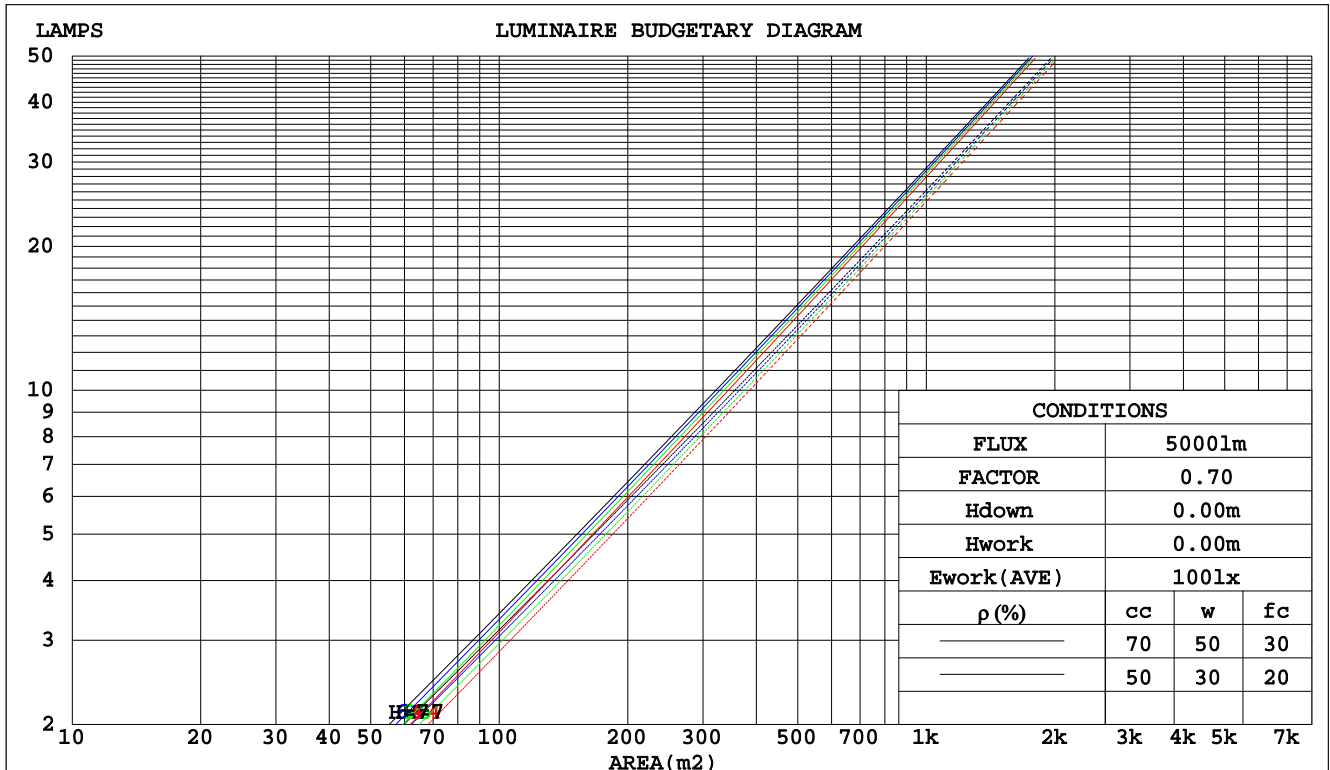
C Range: 0 - 360DEG  
C Interval: 15.0DEG  
Test Speed: HIGH  
Temperature:25.3DEG  
Operators:ZhangXiao  
Test Date:2016-07-27

γ Range: 0 - 180DEG  
γ Interval: 1.0DEG  
Test System:EVERFINE GO-2000B\_V1 SYSTEM V2.0.265  
Humidity:65.0%  
Test Distance:6.610m [K=1.0000]  
Remarks:

### CU AND LUMINAIRE BUDGETARY ESTIMATE DIAGRAM

Test:U:226.6V I:0.1800A P:38.80W PF:0.9490 Lamp Flux:3252.35x1 lm		
NAME:	TYPE:	WEIGHT:
DIM.:	SPEC.:	SERIAL No.:
MFR.: Rayconn	SUR.:	PROTECTION ANGLE:

pcc	80%			70%			50%			30%			10%			0
pw	50%	30%	10%	50%	30%	10%	50%	30%	10%	50%	30%	10%	50%	30%	10%	0
pfc	20%			20%			20%			20%			20%			0
RCR	RCR:Room Cavity Ratio						Coefficients of Utilization(CU)									
0.0	1.18	1.18	1.18	1.15	1.15	1.15	1.10	1.10	1.10	1.04	1.04	1.04	.00	.00	.00	.97
1.0	1.12	1.10	1.08	1.10	1.08	1.07	1.05	1.04	1.03	1.01	1.00	.99	.97	.97	.96	.94
2.0	1.07	1.04	1.01	1.05	1.02	1.00	1.02	.99	.98	.98	.97	.95	.95	.94	.93	.91
3.0	1.03	.99	.96	1.01	.98	.95	.98	.96	.93	.96	.93	.92	.93	.91	.90	.89
4.0	.99	.95	.92	.98	.94	.91	.95	.92	.90	.93	.91	.89	.91	.89	.88	.86
5.0	.95	.91	.89	.94	.91	.88	.93	.89	.87	.91	.88	.86	.89	.87	.85	.84
6.0	.93	.89	.86	.92	.88	.85	.90	.87	.85	.89	.86	.84	.87	.85	.83	.82
7.0	.90	.86	.83	.89	.85	.83	.88	.85	.82	.87	.84	.82	.85	.83	.81	.80
8.0	.88	.84	.81	.87	.83	.81	.86	.83	.80	.85	.82	.80	.84	.81	.79	.78
9.0	.85	.81	.79	.85	.81	.79	.84	.81	.78	.83	.80	.78	.82	.80	.78	.77
10.0	.83	.80	.77	.83	.79	.77	.82	.79	.77	.81	.78	.76	.81	.78	.76	.75



C Range: 0 - 360DEG  
C Interval: 15.0DEG  
Test Speed: HIGH  
Temperature:25.3DEG  
Operators:ZhangXiao  
Test Date:2016-07-27

γ Range: 0 - 180DEG  
γ Interval: 1.0DEG  
Test System:EVERFINE GO-2000B\_V1 SYSTEM V2.0.265  
Humidity:65.0%  
Test Distance:6.610m [K=1.0000]  
Remarks:

# WEC AND CCEC

Test:U:226.6V I:0.1800A P:38.80W PF:0.9490 Lamp Flux:3252.35x1 lm									
NAME:				TYPE:			WEIGHT:		
DIM.:				SPEC.:			SERIAL No.:		
MFR.: Rayconn				SUR.:			PROTECTION ANGLE:		

pcc	80%			70%			50%			30%			10%			0	
pw	50%	30%	10%	50%	30%	10%	50%	30%	10%	50%	30%	10%	50%	30%	10%	0	
pfc	20%			20%			20%			20%			20%			0	
RCR	RCR:Room Cavity Ratio						Wall Exitance Coefficients(WEC)										
0.0																	
1.0	.139	.079	.025	.132	.075	.024	.118	.068	.022	.105	.061	.019	.093	.054	.017		
2.0	.127	.070	.021	.121	.067	.021	.109	.061	.019	.099	.055	.017	.089	.050	.016		
3.0	.117	.062	.019	.112	.060	.018	.102	.055	.017	.093	.051	.016	.085	.047	.015		
4.0	.109	.057	.017	.104	.055	.016	.096	.051	.015	.088	.047	.014	.081	.044	.013		
5.0	.102	.052	.015	.098	.050	.015	.091	.047	.014	.084	.044	.013	.078	.041	.012		
6.0	.095	.048	.014	.092	.047	.013	.086	.044	.013	.080	.042	.012	.075	.039	.012		
7.0	.090	.045	.013	.087	.043	.012	.082	.041	.012	.076	.039	.011	.072	.037	.011		
8.0	.085	.042	.012	.083	.041	.012	.078	.039	.011	.073	.037	.011	.069	.035	.010		
9.0	.081	.039	.011	.079	.038	.011	.074	.037	.010	.070	.035	.010	.066	.034	.010		
10.0	.077	.037	.010	.075	.036	.010	.071	.035	.010	.068	.034	.010	.064	.032	.009		

pcc	80%			70%			50%			30%			10%			0	
pw	50%	30%	10%	50%	30%	10%	50%	30%	10%	50%	30%	10%	50%	30%	10%	0	
pfc	20%			20%			20%			20%			20%			0	
RCR	RCR:Room Cavity Ratio						Ceiling Cavity Exitance Coefficients(CCEC)										
0.0	.211	.211	.211	.180	.180	.180	.123	.123	.123	.071	.071	.071	.023	.023	.023		
1.0	.189	.178	.168	.162	.153	.145	.111	.105	.100	.064	.061	.058	.020	.020	.019		
2.0	.171	.153	.138	.146	.132	.120	.100	.091	.083	.058	.053	.049	.019	.017	.016		
3.0	.156	.134	.116	.133	.115	.101	.092	.080	.071	.053	.047	.042	.017	.015	.014		
4.0	.143	.119	.100	.123	.102	.087	.084	.071	.061	.049	.042	.036	.016	.014	.012		
5.0	.132	.106	.087	.114	.092	.076	.078	.064	.053	.045	.038	.032	.015	.012	.010		
6.0	.123	.096	.077	.106	.083	.067	.073	.058	.047	.042	.034	.028	.014	.011	.009		
7.0	.115	.088	.069	.099	.076	.060	.068	.053	.043	.040	.031	.025	.013	.010	.008		
8.0	.108	.081	.062	.093	.070	.054	.065	.049	.039	.038	.029	.023	.012	.010	.008		
9.0	.103	.075	.057	.088	.065	.050	.061	.046	.035	.036	.027	.021	.012	.009	.007		
10.0	.097	.071	.053	.084	.061	.046	.058	.043	.033	.034	.026	.020	.011	.008	.006		

C Range: 0 - 360DEG  
C Interval: 15.0DEG  
Test Speed: HIGH  
Temperature:25.3DEG  
Operators:ZhangXiao  
Test Date:2016-07-27

γ Range: 0 - 180DEG  
γ Interval: 1.0DEG  
Test System:EVERFINE GO-2000B\_V1 SYSTEM V2.0.265  
Humidity:65.0%  
Test Distance:6.610m [K=1.0000]  
Remarks:

### Uncorrected UGR Table

Test:U:226.6V I:0.1800A P:38.80W PF:0.9490 Lamp Flux:3252.35x1 lm											
NAME:					TYPE:			WEIGHT:			
DIM.:					SPEC.:			SERIAL No.:			
MFR.: Rayconn					SUR.:			PROTECTION ANGLE:			
ceiling/cavity	0.7	0.7	0.5	0.5	0.3	0.7	0.7	0.5	0.5	0.3	
walls	0.5	0.3	0.5	0.3	0.3	0.5	0.3	0.5	0.3	0.3	
working plane	0.2	0.2	0.2	0.2	0.2	0.2	0.2	0.2	0.2	0.2	
Room dimensions		Viewed crosswise					Viewed endwise				
x = 2H y = 2H	2H	7.6	8.2	7.8	8.4	8.6	7.5	8.1	7.8	8.3	8.5
	3H	8.9	9.5	9.2	9.7	9.9	8.8	9.4	9.1	9.6	9.9
	4H	9.8	10.3	10.1	10.6	10.8	9.7	10.2	10.0	10.5	10.7
	6H	10.9	11.4	11.2	11.7	12.0	10.8	11.3	11.1	11.6	11.9
	8H	11.6	12.1	11.9	12.4	12.7	11.5	12.0	11.8	12.3	12.6
	12H	12.4	12.9	12.8	13.2	13.5	12.3	12.7	12.6	13.0	13.4
4H	2H	7.9	8.5	8.2	8.7	9.0	7.9	8.5	8.2	8.7	9.0
	3H	9.6	10.1	10.0	10.4	10.7	9.5	10.0	9.9	10.3	10.6
	4H	10.7	11.2	11.1	11.5	11.9	10.6	11.1	11.0	11.4	11.8
	6H	12.1	12.5	12.5	12.9	13.3	12.0	12.4	12.4	12.8	13.2
	8H	12.9	13.3	13.4	13.7	14.1	12.8	13.2	13.2	13.6	14.0
	12H	13.9	14.2	14.3	14.6	15.1	13.7	14.1	14.2	14.5	14.9
8H	4H	11.2	11.6	11.6	12.0	12.4	11.1	11.5	11.6	11.9	12.3
	6H	12.9	13.2	13.3	13.6	14.1	12.8	13.1	13.2	13.5	14.0
	8H	13.9	14.2	14.4	14.6	15.1	13.8	14.0	14.3	14.5	15.0
	12H	15.1	15.3	15.6	15.8	16.3	14.9	15.2	15.4	15.6	16.2
12H	4H	11.3	11.6	11.8	12.1	12.5	11.2	11.6	11.7	12.0	12.4
	6H	13.1	13.4	13.6	13.8	14.3	13.0	13.3	13.5	13.7	14.2
	8H	14.2	14.4	14.7	14.9	15.5	14.1	14.3	14.6	14.8	15.3
Variations with the observer position at spacings:											
S = 1.0H	+ 0.2 / - 0.3					+ 0.2 / - 0.3					
1.5H	+ 0.3 / - 0.2					+ 0.4 / - 0.2					
2.0H	+ 0.2 / - 0.2					+ 0.2 / - 0.2					

CIE Pub.117 Corrected 3252 lm Total Lamp Luminous Flux.(8log(F/F0) = 4.1)

C Range: 0 - 360DEG  
C Interval: 15.0DEG  
Test Speed: HIGH  
Temperature:25.3DEG  
Operators:ZhangXiao  
Test Date:2016-07-27

γ Range: 0 - 180DEG  
γ Interval: 1.0DEG  
Test System:EVERFINE GO-2000B\_V1 SYSTEM V2.0.265  
Humidity:65.0%  
Test Distance:6.610m [K=1.0000]  
Remarks:

### UTILIZATION FACTORS TABLE

Test:U:226.6V I:0.1800A P:38.80W PF:0.9490 Lamp Flux:3252.35x1 lm		
NAME:	TYPE:	WEIGHT:
DIM.:	SPEC.:	SERIAL No.:
MFR.: Rayconn	SUR.:	PROTECTION ANGLE:

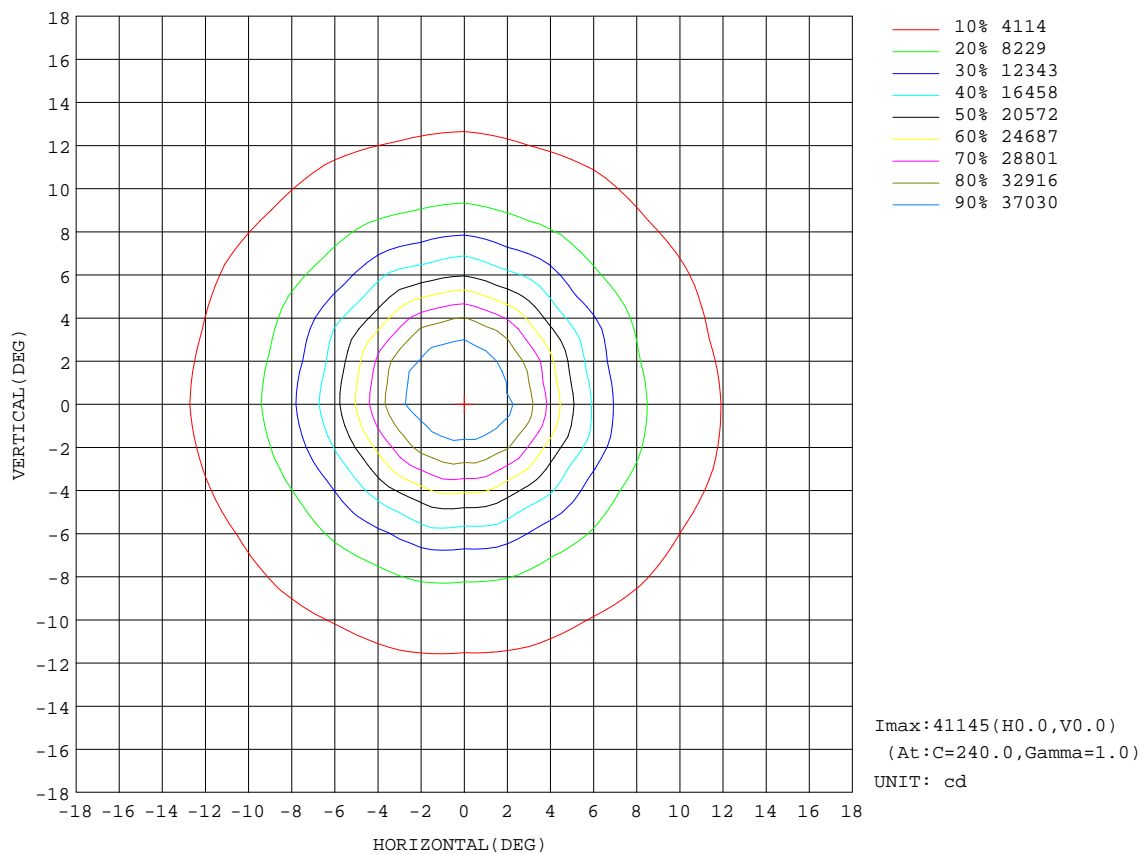
REFLECTANCE										
Ceiling	0.8	0.8	0.8	0.7	0.7	0.7	0.5	0.5	0.5	0
Walls	0.7	0.5	0.3	0.7	0.5	0.3	0.7	0.5	0.3	0
Working plane	0.2	0.2	0.2	0.2	0.2	0.2	0.2	0.2	0.2	0
ROOM INDEX	UTILIZATION FACTORS(PERCENT) $k(RI) \times RCR = 5$									
$k = 0.60$	88	82	79	88	82	79	87	82	79	75
0.80	95	90	86	95	90	86	93	89	86	82
1.00	99	94	91	98	94	90	97	93	90	86
1.25	103	98	95	102	97	94	100	96	93	89
1.50	106	101	98	104	100	97	102	98	96	91
2.00	108	104	101	106	103	100	103	100	98	92
2.50	110	106	103	108	105	102	104	102	100	93
3.00	111	108	105	109	106	104	105	103	101	94
4.00	113	110	108	111	109	107	107	105	104	96
5.00	114	112	110	112	110	109	108	106	105	97
ROOM INDEX	UF(total)									Direct
According to DIN EN 13032-2 2004			Suspended					SHRNOM = 1.25		

C Range: 0 - 360DEG  
C Interval: 15.0DEG  
Test Speed: HIGH  
Temperature:25.3DEG  
Operators:ZhangXiao  
Test Date:2016-07-27

$\gamma$  Range: 0 - 180DEG  
 $\gamma$  Interval: 1.0DEG  
 $\gamma$  Test System:EVERFINE GO-2000B\_V1 SYSTEM V2.0.265  
Humidity:65.0%  
Test Distance:6.610m [K=1.0000]  
Remarks:

### ISOCANDELA DIAGRAM

Test:U:226.6V I:0.1800A P:38.80W PF:0.9490 Lamp Flux:3252.35x1 lm		
NAME:	TYPE:	WEIGHT:
DIM.:	SPEC.:	SERIAL No.:
MFR.: Rayconn	SUR.:	PROTECTION ANGLE:



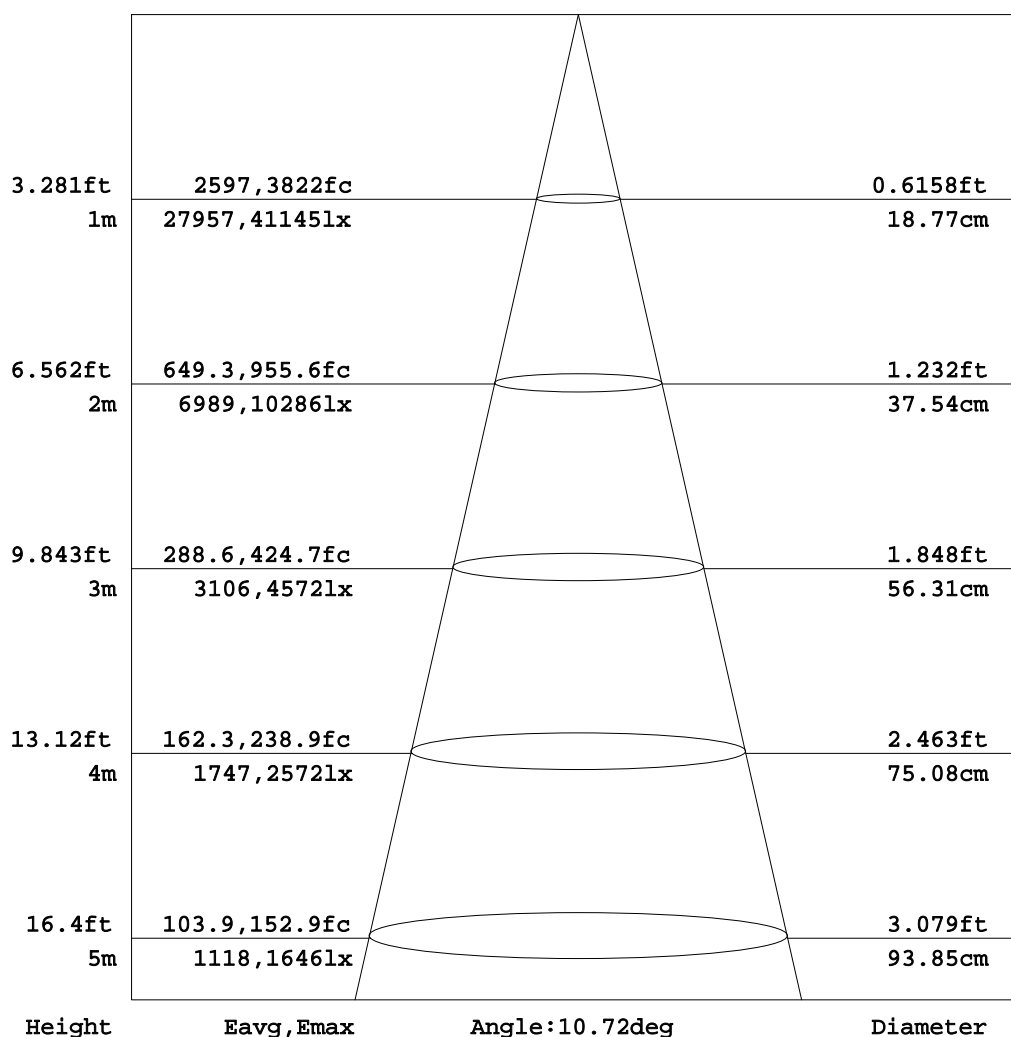
C Range: 0 - 360DEG  
C Interval: 15.0DEG  
Test Speed: HIGH  
Temperature: 25.3DEG  
Operators: ZhangXiao  
Test Date: 2016-07-27

$\gamma$  Range: 0 - 180DEG  
 $\gamma$  Interval: 1.0DEG  
Test System: EVERFINE GO-2000B\_V1 SYSTEM V2.0.265  
Humidity: 65.0%  
Test Distance: 6.610m [K=1.0000]  
Remarks:

### AAI Figure

Test:U:226.6V I:0.1800A P:38.80W PF:0.9490 Lamp Flux:3252.35x1 lm		
NAME:	TYPE:	WEIGHT:
DIM.:	SPEC.:	SERIAL No.:
MFR.: Rayconn	SUR.:	PROTECTION ANGLE:

Flux out:970.2 lm



Note:The Curves indicate the illuminated area and the average illumination when the luminaire is at different distance.

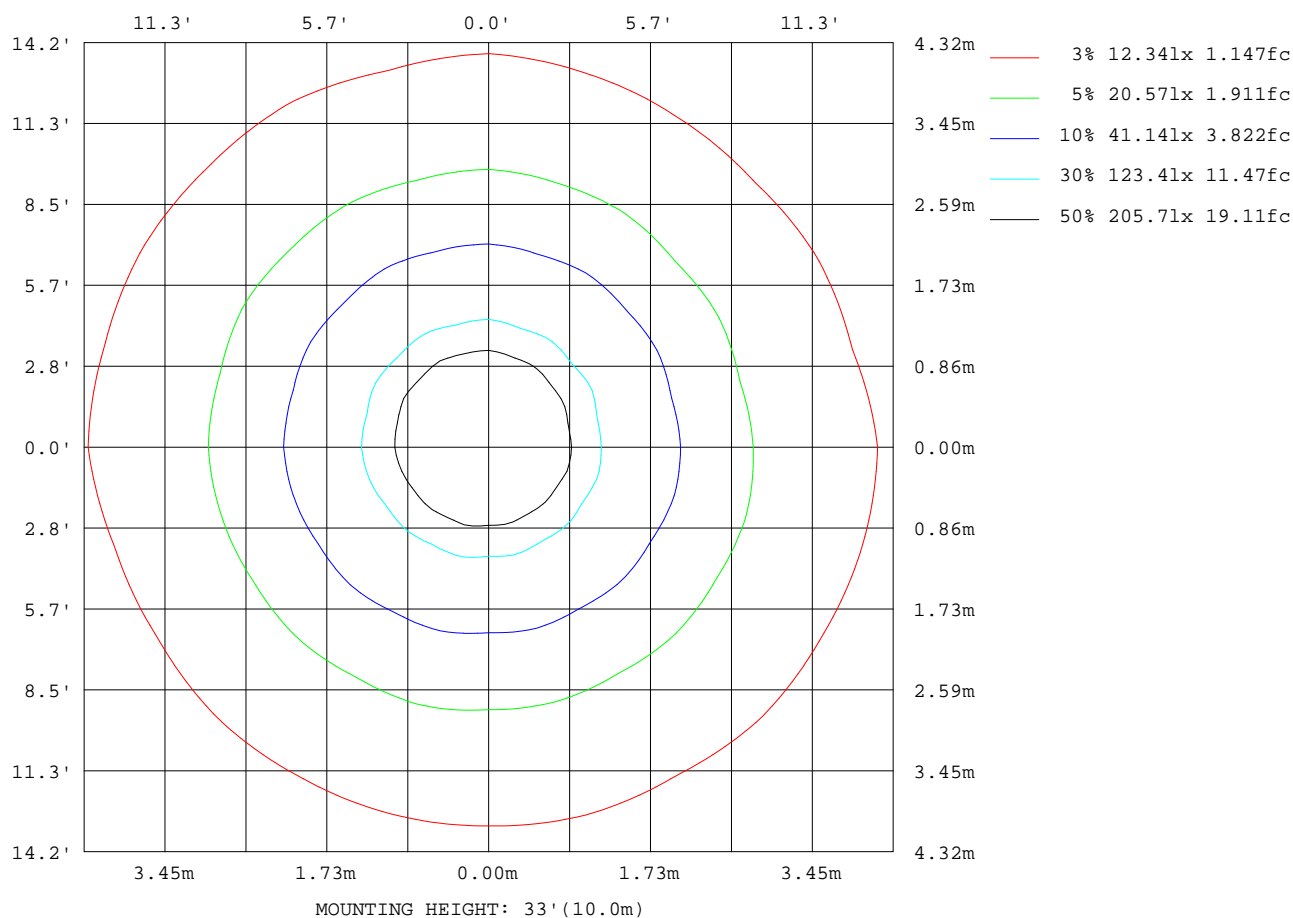
C Range: 0 - 360DEG  
C Interval: 15.0DEG  
Test Speed: HIGH  
Temperature:25.3DEG  
Operators:ZhangXiao  
Test Date:2016-07-27

γ Range: 0 - 180DEG  
γ Interval: 1.0DEG  
Test System:EVERFINE GO-2000B\_V1 SYSTEM V2.0.265  
Humidity:65.0%  
Test Distance:6.610m [K=1.0000]  
Remarks:



### ISOLUX DIAGRAM

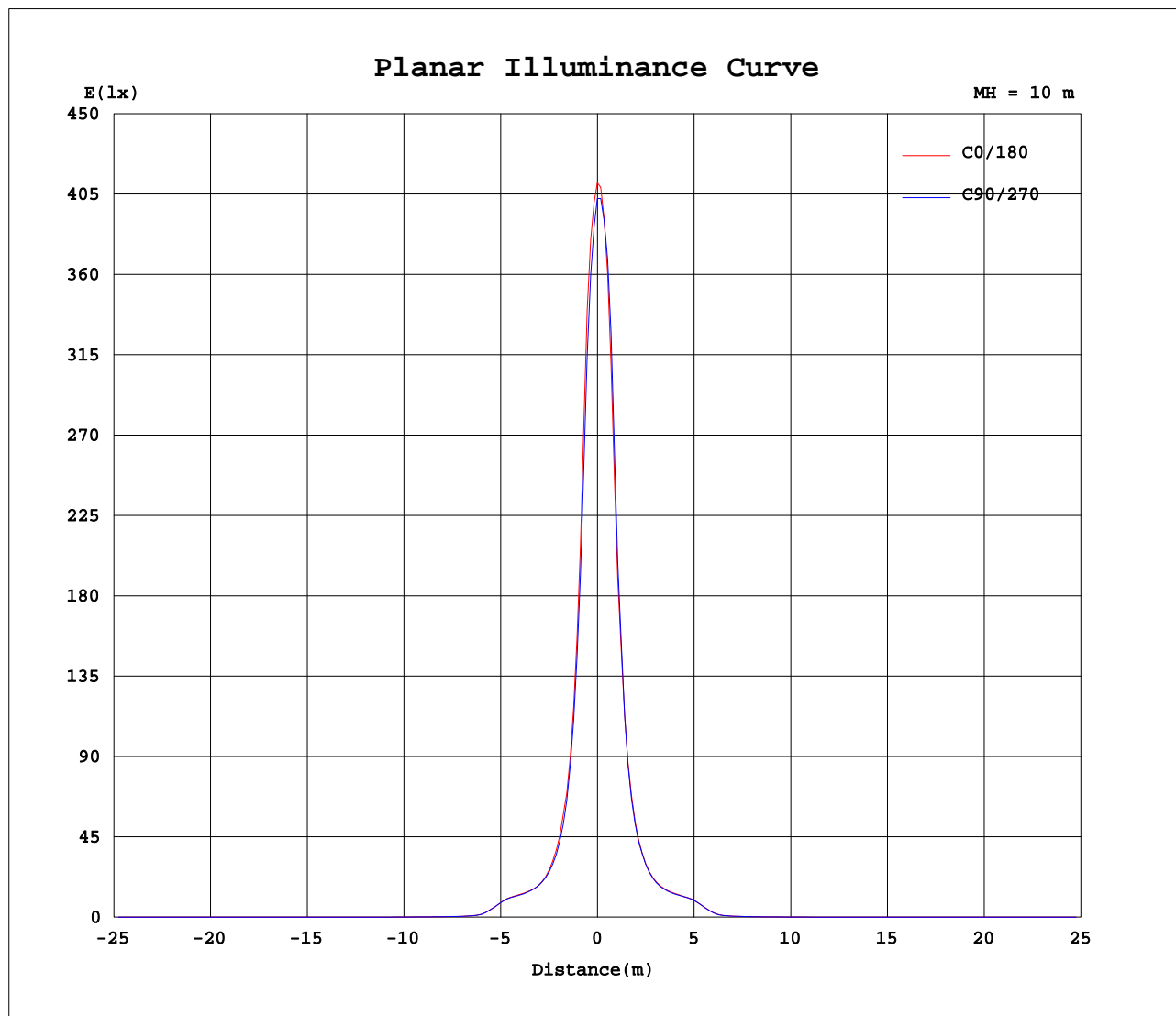
Test:U:226.6V I:0.1800A P:38.80W PF:0.9490 Lamp Flux:3252.35x1 lm		
NAME:	TYPE:	WEIGHT:
DIM.:	SPEC.:	SERIAL No.:
MFR.: Rayconn	SUR.:	PROTECTION ANGLE:



C Range: 0 - 360DEG  
C Interval: 15.0DEG  
Test Speed: HIGH  
Temperature: 25.3DEG  
Operators: ZhangXiao  
Test Date: 2016-07-27

γ Range: 0 - 180DEG  
γ Interval: 1.0DEG  
Test System: EVERFINE GO-2000B\_V1 SYSTEM V2.0.265  
Humidity: 65.0%  
Test Distance: 6.610m [K=1.0000]  
Remarks:

## Planar Illuminance Curve



C Range: 0 - 360DEG  
C Interval: 15.0DEG  
Test Speed: HIGH  
Temperature: 25.3DEG  
Operators: ZhangXiao  
Test Date: 2016-07-27

$\gamma$  Range: 0 - 180DEG  
 $\gamma$  Interval: 1.0DEG  
Test System: EVERFINE GO-2000B\_V1 SYSTEM V2.0.265  
Humidity: 65.0%  
Test Distance: 6.610m [K=1.0000]  
Remarks:

# LUMINOUS DISTRIBUTION INTENSITY DATA

Test:U:226.6V I:0.1800A P:38.80W PF:0.9490 Lamp Flux:3252.35x1 lm																			
NAME:										TYPE:					WEIGHT:				
DIM.:										SPEC.:					SERIAL No.:				
MFR.: Rayconn										SUR.:					PROTECTION ANGLE:				

Table--1

UNIT: ×10cd

C(DEG) γ (DEG)	0	15	30	45	60	75	90	105	120	135	150	165	180	195	210	225	240	255	270
0	4041	4041	4041	4041	4041	4041	4041	4041	4041	4041	4041	4041	4041	4041	4041	4041	4041	4041	4041
5	2065	2041	1933	1955	1901	1963	1947	2048	2058	2190	2228	2386	2453	2476	2640	2610	2729	2623	2668
10	591	573	567	556	538	555	547	577	604	625	655	678	700	688	732	701	727	680	695
15	247	252	245	248	243	248	247	256	254	264	265	276	280	276	290	281	288	277	283
20	168	168	168	169	168	169	168	170	170	173	174	176	177	175	180	177	178	174	177
25	138	140	137	139	136	139	140	139	139	139	140	143	146	146	147	146	149	144	147
30	41.7	44.5	40.3	43.9	39.3	43.0	40.7	44.5	43.4	50.0	51.9	57.0	60.4	61.4	65.2	62.5	65.9	59.5	59.5
35	9.93	10.2	10.2	10.7	10.2	10.4	10.2	10.7	10.6	11.0	10.8	11.5	11.7	11.7	12.5	12.2	12.5	11.6	11.6
40	5.63	5.88	6.03	6.24	6.05	6.09	6.15	6.29	6.25	6.16	5.94	6.04	6.14	6.24	6.57	6.45	6.58	6.20	6.16
45	3.18	3.28	3.27	3.37	3.23	3.26	3.29	3.48	3.55	3.68	3.59	3.63	3.61	3.63	3.81	3.75	3.87	3.67	3.70
50	1.97	2.02	2.07	2.13	2.07	2.04	2.05	2.08	2.13	2.22	2.26	2.19	2.05	2.05	2.14	2.16	2.15	2.04	2.02
55	1.61	1.65	1.68	1.71	1.68	1.65	1.68	1.69	1.74	1.79	1.80	1.74	1.62	1.63	1.68	1.71	1.69	1.62	1.57
60	1.47	1.49	1.50	1.52	1.50	1.49	1.50	1.50	1.54	1.57	1.58	1.55	1.45	1.46	1.48	1.50	1.48	1.43	1.40
65	1.41	1.42	1.43	1.44	1.42	1.41	1.42	1.43	1.44	1.46	1.47	1.45	1.39	1.40	1.41	1.42	1.40	1.37	1.35
70	1.29	1.30	1.31	1.32	1.30	1.29	1.29	1.30	1.31	1.32	1.33	1.33	1.28	1.29	1.31	1.32	1.31	1.28	1.27
75	1.15	1.15	1.15	1.16	1.15	1.14	1.14	1.15	1.15	1.16	1.17	1.16	1.12	1.13	1.15	1.16	1.15	1.13	1.12
80	1.05	1.05	1.05	1.05	1.05	1.04	1.04	1.04	1.05	1.06	1.07	1.06	1.03	1.03	1.04	1.05	1.04	1.03	1.02
85	0.93	0.91	0.91	0.92	0.91	0.91	0.91	0.92	0.92	0.92	0.94	0.95	0.94	0.94	0.94	0.94	0.94	0.93	0.93
90	0.69	0.66	0.66	0.66	0.66	0.66	0.67	0.68	0.68	0.68	0.71	0.75	0.83	0.82	0.84	0.84	0.84	0.83	0.83
95	0.52	0.50	0.49	0.49	0.49	0.50	0.50	0.51	0.51	0.51	0.54	0.58	0.83	0.81	0.81	0.81	0.81	0.81	0.81
100	0.43	0.42	0.43	0.42	0.43	0.43	0.43	0.43	0.43	0.42	0.44	0.45	0.83	0.82	0.82	0.82	0.82	0.82	0.81
105	0.53	0.53	0.54	0.54	0.54	0.54	0.54	0.54	0.54	0.52	0.53	0.52	0.83	0.83	0.83	0.83	0.83	0.83	0.83
110	0.68	0.67	0.68	0.68	0.69	0.68	0.69	0.68	0.68	0.67	0.68	0.67	0.87	0.87	0.87	0.86	0.86	0.86	0.86
115	0.75	0.74	0.75	0.75	0.76	0.75	0.75	0.75	0.75	0.75	0.75	0.74	0.92	0.92	0.91	0.91	0.91	0.91	0.91
120	0.82	0.82	0.83	0.83	0.84	0.83	0.83	0.83	0.83	0.82	0.82	0.81	0.9871	0.9882	0.98	0.98	0.98	0.99	0.98
125	0.9861	0.98	1.00	0.9965	1.01	0.99	1.00	0.98	0.99	0.97	0.97	0.96	1.13	1.13	1.12	1.13	1.12	1.13	1.12
130	1.37	1.37	1.40	1.39	1.41	1.38	1.39	1.36	1.37	1.33	1.33	1.30	1.43	1.43	1.41	1.41	1.41	1.42	1.41
135	1.93	1.93	1.96	1.95	1.96	1.94	1.94	1.92	1.92	1.88	1.88	1.85	1.91	1.91	1.89	1.89	1.88	1.89	1.89
140	2.31	2.31	2.32	2.31	2.32	2.31	2.31	2.29	2.29	2.28	2.27	2.26	2.30	2.30	2.29	2.29	2.29	2.29	2.29
145	2.51	2.51	2.51	2.51	2.51	2.50	2.50	2.49	2.49	2.48	2.48	2.47	2.53	2.52	2.52	2.52	2.52	2.52	2.52
150	2.64	2.64	2.64	2.64	2.64	2.64	2.64	2.63	2.63	2.62	2.62	2.61	2.67	2.67	2.67	2.66	2.66	2.66	2.66
155	2.74	2.74	2.74	2.74	2.74	2.73	2.74	2.73	2.73	2.72	2.72	2.72	2.77	2.76	2.76	2.75	2.76	2.75	2.76
160	2.80	2.80	2.80	2.80	2.80	2.80	2.80	2.80	2.80	2.79	2.79	2.79	2.82	2.81	2.82	2.81	2.81	2.80	2.81
165	2.84	2.84	2.84	2.84	2.84	2.84	2.84	2.84	2.84	2.84	2.84	2.83	2.85	2.84	2.85	2.84	2.84	2.83	2.84
170	2.81	2.82	2.81	2.82	2.81	2.82	2.82	2.82	2.82	2.83	2.83	2.83	2.85	2.84	2.85	2.84	2.85	2.84	2.85
175	2.58	2.59	2.57	2.59	2.59	2.60	2.61	2.62	2.63	2.65	2.65	2.65	2.70	2.69	2.72	2.71	2.72	2.71	2.72
180	2.40	2.42	2.42	2.44	2.44	2.45	2.46	2.47	2.47	2.47	2.47	2.45	2.41	2.41	2.43	2.43	2.45	2.45	2.46

C Range: 0 - 360DEG  
C Interval: 15.0DEG  
Test Speed: HIGH  
Temperature:25.3DEG  
Operators:ZhangXiao  
Test Date:2016-07-27

γ Range: 0 - 180DEG  
γ Interval: 1.0DEG  
Test System:EVERFINE GO-2000B\_V1 SYSTEM V2.0.265  
Humidity:65.0%  
Test Distance:6.610m [K=1.0000]  
Remarks:

# LUMINOUS DISTRIBUTION INTENSITY DATA

Test:U:226.6V I:0.1800A P:38.80W PF:0.9490 Lamp Flux:3252.35x1 lm		
NAME:	TYPE:	WEIGHT:
DIM.:	SPEC.:	SERIAL No.:
MFR.: Rayconn	SUR.:	PROTECTION ANGLE:

Table--2

UNIT: x10cd

C(DEC)	285	300	315	330	345														
γ (DEC)																			
0	4041	4041	4041	4041	4041														
5	2505	2503	2300	2269	2094														
10	675	658	634	615	592														
15	271	272	254	257	246														
20	172	169	166	169	167														
25	145	143	141	141	139														
30	54.4	52.7	46.9	48.0	43.1														
35	10.9	11.0	10.3	10.1	9.70														
40	5.91	5.81	5.52	5.38	5.39														
45	3.48	3.43	3.19	3.11	3.05														
50	1.96	1.92	1.87	1.88	1.89														
55	1.53	1.54	1.54	1.53	1.53														
60	1.38	1.38	1.38	1.38	1.40														
65	1.34	1.33	1.34	1.33	1.35														
70	1.25	1.25	1.25	1.25	1.26														
75	1.11	1.11	1.11	1.12	1.13														
80	1.02	1.02	1.02	1.02	1.03														
85	0.93	0.93	0.93	0.94	0.97														
90	0.82	0.81	0.80	0.81	0.88														
95	0.81	0.81	0.81	0.81	0.87														
100	0.81	0.81	0.81	0.82	0.84														
105	0.83	0.83	0.83	0.83	0.83														
110	0.86	0.86	0.86	0.86	0.87														
115	0.91	0.91	0.91	0.91	0.92														
120	0.98	0.98	0.99	0.99	1.00														
125	1.13	1.13	1.14	1.14	1.16														
130	1.43	1.43	1.45	1.46	1.48														
135	1.91	1.91	1.94	1.94	1.97														
140	2.30	2.30	2.31	2.31	2.33														
145	2.52	2.52	2.53	2.53	2.54														
150	2.66	2.67	2.67	2.67	2.67														
155	2.76	2.76	2.76	2.76	2.76														
160	2.81	2.81	2.81	2.81	2.81														
165	2.84	2.84	2.84	2.84	2.84														
170	2.84	2.84	2.84	2.84	2.83														
175	2.71	2.71	2.70	2.69	2.67														
180	2.46	2.47	2.47	2.47	2.45														

C Range: 0 - 360DEC  
C Interval: 15.0DEC  
Test Speed: HIGH  
Temperature:25.3DEC  
Operators:ZhangXiao  
Test Date:2016-07-27

γ Range: 0 - 180DEC  
γ Interval: 1.0DEC  
Test System:EVERFINE GO-2000B\_V1 SYSTEM V2.0.265  
Humidity:65.0%  
Test Distance:6.610m [K=1.0000]  
Remarks: