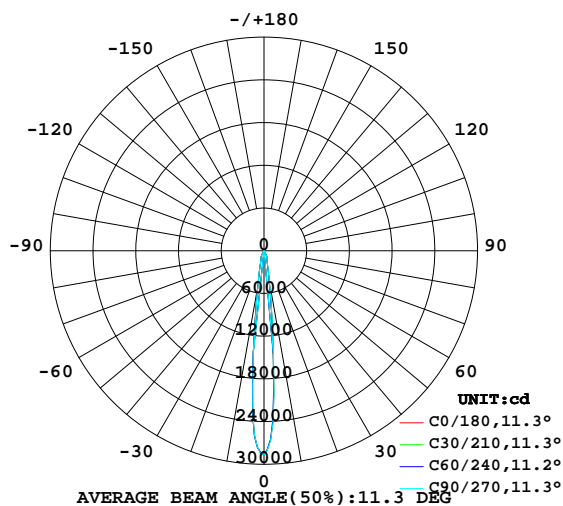


## LUMINAIRE PHOTOMETRIC TEST REPORT

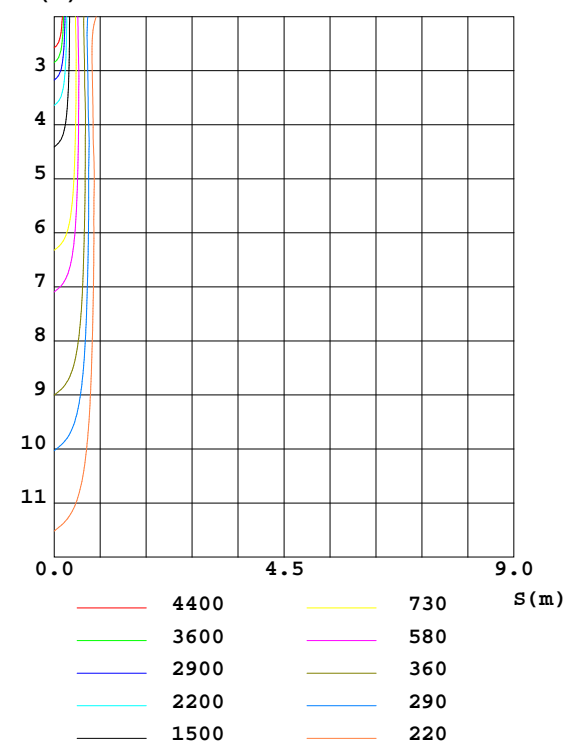
Test:U:226.5V I:0.1270A P:27.70W PF:0.9600 Lamp Flux:2360.07x1 lm		
NAME:	TYPE:	WEIGHT:
DIM.:	SPEC.:	SERIAL No.:
MFR.: Rayconn	SUR.:	PROTECTION ANGLE:

DATA OF LAMP		PHOTOMETRIC DATA Eff: 85.20 lm/W			
MODEL	SD031-30W-930-W-12	I <sub>max</sub> (cd)	28722	S/MH(C0/180)	0.19
NOMINAL POWER(W)	28	LOR(%)	100.0	S/MH(C90/270)	0.19
RATED VOLTAGE(V)	226	TOTAL FLUX(lm)	2360.1	η UP,DN(C0-180)	1.2,47.5
NOMINAL FLUX(lm)	2360.07	CIE CLASS	DIRECT	η UP,DN(C180-360)	1.4,49.9
LAMPS INSIDE	1	η up(%)	2.6	CIBSE SHR NOM	0.00
TEST VOLTAGE(V)	226.5	η down(%)	97.4	CIBSE SHR MAX	1.00

LUMINOUS INTENSITY DISTRIBUTION DIAGRAM



C0 PLANE ISOLUX DIAGRAM (UNIT:lx)



C Range: 0 - 360DEG  
C Interval: 15.0DEG  
Test Speed: HIGH  
Temperature:25.3DEG  
Operators:ZhangXiao  
Test Date:2016-08-16

γ Range: 0 - 180DEG  
γ Interval: 1.0DEG  
Test System:EVERFINE GO-2000B\_V1 SYSTEM V2.0.265  
Humidity:65.0%  
Test Distance:6.590m [K=1.0000]  
Remarks:

## ZONAL FLUX DIAGRAM

### ZONAL FLUX DIAGRAM:

γ	C0	C45	C90	C135	C180	C225	C270	C315	γ	Φ zone	Φ total	ℓlum, lamp
10	427.8	438.9	436.4	480.6	500.1	498.5	490.5	437.3	0- 10	1177	1177	49.9,49.9
20	119.9	121.2	122.2	126.1	127.7	125.4	125.9	121.4	10- 20	600.0	1777	75.3,75.3
30	30.54	30.56	30.16	38.19	43.32	41.68	39.16	33.70	20- 30	412.5	2189	92.8,92.8
40	3.524	3.547	3.716	3.780	3.778	3.716	3.457	3.796	30- 40	62.68	2252	95.4,95.4
50	1.080	1.050	1.046	1.049	1.055	0.9856	0.9688	0.9997	40- 50	16.39	2268	96.1,96.1
60	0.8696	0.8424	0.8293	0.8167	0.7882	0.7740	0.7586	0.7947	50- 60	7.827	2276	96.4,96.4
70	0.8125	0.8044	0.7928	0.7922	0.7649	0.7573	0.7496	0.7669	60- 70	7.934	2284	96.8,96.8
80	0.6913	0.6818	0.6756	0.6888	0.6683	0.6643	0.6585	0.6659	70- 80	7.648	2292	97.1,97.1
90	0.4782	0.4781	0.4781	0.5323	0.5783	0.5788	0.5789	0.5952	80- 90	6.688	2298	97.4,97.4
100	0.2970	0.2960	0.2973	0.3139	0.5839	0.5822	0.5802	0.5923	90-100	5.207	2304	97.6,97.6
110	0.4784	0.4770	0.4774	0.4711	0.6159	0.6126	0.6109	0.6170	100-110	5.116	2309	97.8,97.8
120	0.5851	0.5853	0.5858	0.5766	0.7028	0.6997	0.6983	0.7092	110-120	5.855	2314	98.1,98.1
130	0.9854	0.9803	0.9761	0.9405	1.028	1.026	1.027	1.059	120-130	6.949	2321	98.4,98.4
140	1.664	1.661	1.655	1.639	1.660	1.657	1.657	1.680	130-140	10.46	2332	98.8,98.8
150	1.908	1.907	1.903	1.897	1.930	1.928	1.926	1.937	140-150	11.31	2343	99.3,99.3
160	2.025	2.028	2.024	2.023	2.037	2.033	2.034	2.038	150-160	9.160	2352	99.7,99.7
170	2.033	2.038	2.039	2.049	2.059	2.053	2.056	2.053	160-170	5.807	2358	99.9,99.9
180	1.748	1.767	1.773	1.776	1.755	1.763	1.775	1.774	170-180	1.876	2360	100,100
DEG	LUMINOUS INTENSITY:×10cd									UNIT:lm		

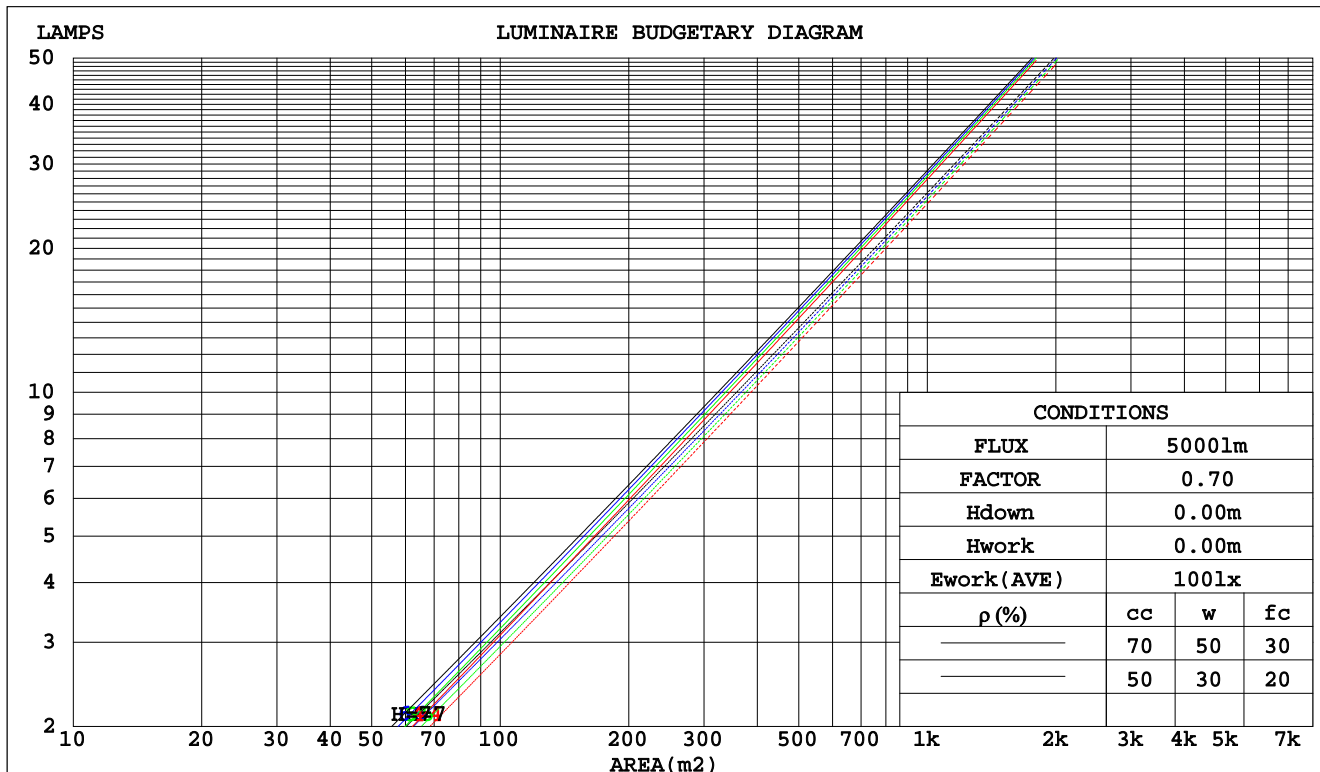
C Range: 0 - 360DEG  
C Interval: 15.0DEG  
Test Speed: HIGH  
Temperature:25.3DEG  
Operators:ZhangXiao  
Test Date:2016-08-16

γ Range: 0 - 180DEG  
γ Interval: 1.0DEG  
Test System:EVERFINE GO-2000B\_V1 SYSTEM V2.0.265  
Humidity:65.0%  
Test Distance:6.590m [K=1.0000]  
Remarks:

### CU AND LUMINAIRE BUDGETARY ESTIMATE DIAGRAM

Test:U:226.5V I:0.1270A P:27.70W PF:0.9600 Lamp Flux:2360.07x1 lm		
NAME:	TYPE:	WEIGHT:
DIM.:	SPEC.:	SERIAL No.:
MFR.: Rayconn	SUR.:	PROTECTION ANGLE:

pcc	80%			70%			50%			30%			10%			0
pw	50%	30%	10%	50%	30%	10%	50%	30%	10%	50%	30%	10%	50%	30%	10%	0
pfc	20%			20%			20%			20%			20%			0
RCR	Coefficients of Utilization(CU)															
0.0	1.18	1.18	1.18	1.15	1.15	1.15	1.10	1.10	1.10	1.04	1.04	1.04	.00	.00	.00	.97
1.0	1.12	1.10	1.09	1.10	1.08	1.07	1.05	1.04	1.03	1.01	1.00	.99	.98	.97	.96	.94
2.0	1.07	1.04	1.02	1.05	1.03	1.00	1.02	.00	.98	.99	.97	.95	.95	.94	.93	.92
3.0	1.03	.99	.97	1.01	.98	.96	.99	.96	.94	.96	.94	.92	.93	.92	.90	.89
4.0	.99	.95	.92	.98	.94	.92	.96	.93	.90	.93	.91	.89	.91	.90	.88	.87
5.0	.96	.92	.89	.95	.91	.89	.93	.90	.88	.91	.89	.87	.90	.87	.86	.85
6.0	.93	.89	.86	.92	.88	.86	.91	.87	.85	.89	.86	.84	.88	.85	.84	.83
7.0	.90	.86	.84	.90	.86	.83	.88	.85	.83	.87	.84	.82	.86	.84	.82	.81
8.0	.88	.84	.81	.87	.84	.81	.86	.83	.81	.85	.82	.80	.84	.82	.80	.79
9.0	.86	.82	.79	.85	.82	.79	.84	.81	.79	.83	.81	.79	.83	.80	.78	.77
10.0	.84	.80	.78	.83	.80	.78	.83	.79	.77	.82	.79	.77	.81	.79	.77	.76



C Range: 0 - 360DEG  
C Interval: 15.0DEG  
Test Speed: HIGH  
Temperature:25.3DEG  
Operators:ZhangXiao  
Test Date:2016-08-16

γ Range: 0 - 180DEG  
γ Interval: 1.0DEG  
Test System:EVERFINE GO-2000B\_V1 SYSTEM V2.0.265  
Humidity:65.0%  
Test Distance:6.590m [K=1.0000]  
Remarks:

# WEC AND CCEC

Test:U:226.5V I:0.1270A P:27.70W PF:0.9600 Lamp Flux:2360.07x1 lm		
NAME:	TYPE:	WEIGHT:
DIM.:	SPEC.:	SERIAL No.:
MFR.: Rayconn	SUR.:	PROTECTION ANGLE:

pcc	80%			70%			50%			30%			10%			0	
p <sub>w</sub>	50%	30%	10%	50%	30%	10%	50%	30%	10%	50%	30%	10%	50%	30%	10%	0	
p <sub>fc</sub>	20%			20%			20%			20%			20%			0	
RCR	RCR:Room Cavity Ratio						Wall Exitance Coefficients(WEC)										
0.0																	
1.0	.137	.078	.025	.130	.074	.024	.116	.067	.021	.103	.060	.019	.091	.053	.017		
2.0	.125	.069	.021	.119	.066	.020	.108	.060	.019	.097	.054	.017	.087	.049	.016		
3.0	.115	.061	.018	.110	.059	.018	.101	.054	.017	.092	.050	.015	.083	.046	.014		
4.0	.107	.056	.016	.103	.054	.016	.095	.050	.015	.087	.047	.014	.080	.043	.013		
5.0	.100	.051	.015	.096	.049	.014	.089	.046	.014	.083	.044	.013	.076	.041	.012		
6.0	.094	.047	.014	.091	.046	.013	.085	.043	.013	.079	.041	.012	.073	.039	.011		
7.0	.089	.044	.012	.086	.043	.012	.080	.041	.012	.075	.039	.011	.071	.037	.011		
8.0	.084	.041	.012	.082	.040	.011	.077	.038	.011	.072	.037	.011	.068	.035	.010		
9.0	.080	.039	.011	.078	.038	.011	.073	.036	.010	.069	.035	.010	.065	.033	.010		
10.0	.076	.037	.010	.074	.036	.010	.070	.034	.010	.067	.033	.009	.063	.032	.009		

pcc	80%			70%			50%			30%			10%			0
p <sub>w</sub>	50%	30%	10%	50%	30%	10%	50%	30%	10%	50%	30%	10%	50%	30%	10%	0
p <sub>fc</sub>	20%			20%			20%			20%			20%			0
RCR	RCR:Room Cavity Ratio						Ceiling Cavity Exitance Coefficients(CCEC)									
0.0	.210	.210	.210	.180	.180	.180	.123	.123	.123	.071	.071	.071	.023	.023	.023	
1.0	.188	.178	.168	.161	.153	.145	.110	.105	.100	.063	.061	.058	.020	.020	.019	
2.0	.170	.153	.138	.146	.132	.120	.100	.091	.083	.058	.053	.049	.018	.017	.016	
3.0	.155	.134	.116	.133	.115	.101	.091	.080	.071	.053	.047	.042	.017	.015	.014	
4.0	.142	.118	.100	.122	.102	.087	.084	.071	.061	.049	.042	.036	.016	.014	.012	
5.0	.132	.106	.087	.113	.092	.076	.078	.064	.053	.045	.038	.032	.015	.012	.010	
6.0	.122	.096	.077	.105	.083	.067	.073	.058	.047	.042	.034	.028	.014	.011	.009	
7.0	.114	.088	.069	.098	.076	.060	.068	.053	.043	.040	.031	.025	.013	.010	.008	
8.0	.108	.081	.062	.093	.070	.054	.064	.049	.039	.037	.029	.023	.012	.010	.008	
9.0	.102	.075	.057	.088	.065	.050	.061	.046	.035	.035	.027	.021	.011	.009	.007	
10.0	.097	.070	.053	.083	.061	.046	.058	.043	.033	.034	.025	.019	.011	.008	.006	

C Range: 0 - 360DEG  
C Interval: 15.0DEG  
Test Speed: HIGH  
Temperature:25.3DEG  
Operators:ZhangXiao  
Test Date:2016-08-16

γ Range: 0 - 180DEG  
γ Interval: 1.0DEG  
Test System:EVERFINE GO-2000B\_V1 SYSTEM V2.0.265  
Humidity:65.0%  
Test Distance:6.590m [K=1.0000]  
Remarks:

### Uncorrected UGR Table

Test:U:226.5V I:0.1270A P:27.70W PF:0.9600 Lamp Flux:2360.07x1 lm											
NAME:					TYPE:			WEIGHT:			
DIM.:					SPEC.:			SERIAL No.:			
MFR.: Rayconn					SUR.:			PROTECTION ANGLE:			
ceiling/cavity	0.7	0.7	0.5	0.5	0.3	0.7	0.7	0.5	0.5	0.3	
walls	0.5	0.3	0.5	0.3	0.3	0.5	0.3	0.5	0.3	0.3	
working plane	0.2	0.2	0.2	0.2	0.2	0.2	0.2	0.2	0.2	0.2	
Room dimensions		Viewed crosswise					Viewed endwise				
x = 2H y = 2H	5.2	5.8	5.4	5.9	6.1	5.1	5.7	5.4	5.9	6.1	
	3H	6.5	7.1	6.8	7.3	7.6	6.4	7.0	6.7	7.2	7.5
	4H	7.5	8.1	7.8	8.3	8.6	7.4	7.9	7.7	8.2	8.4
	6H	8.8	9.3	9.1	9.6	9.9	8.6	9.1	8.9	9.4	9.7
	8H	9.6	10.0	9.9	10.3	10.6	9.4	9.9	9.7	10.1	10.4
	12H	10.4	10.9	10.8	11.2	11.5	10.2	10.7	10.6	11.0	11.3
4H	2H	5.5	6.0	5.8	6.3	6.5	5.5	6.0	5.8	6.3	6.5
	3H	7.2	7.7	7.6	8.0	8.3	7.2	7.6	7.5	7.9	8.3
	4H	8.5	8.9	8.9	9.3	9.6	8.4	8.8	8.7	9.1	9.5
	6H	10.0	10.4	10.4	10.8	11.2	9.9	10.3	10.3	10.6	11.0
	8H	10.9	11.3	11.3	11.7	12.1	10.7	11.1	11.2	11.5	11.9
	12H	11.9	12.3	12.4	12.7	13.1	11.7	12.1	12.2	12.5	12.9
8H	4H	9.0	9.4	9.4	9.7	10.2	8.9	9.3	9.3	9.7	10.1
	6H	10.8	11.1	11.3	11.6	12.0	10.7	11.0	11.2	11.4	11.9
	8H	11.9	12.2	12.4	12.6	13.1	11.8	12.0	12.2	12.5	13.0
	12H	13.2	13.4	13.7	13.9	14.4	13.0	13.2	13.5	13.7	14.2
12H	4H	9.1	9.5	9.6	9.9	10.3	9.0	9.4	9.5	9.8	10.2
	6H	11.1	11.3	11.5	11.8	12.3	10.9	11.2	11.4	11.7	12.2
	8H	12.2	12.5	12.8	13.0	13.5	12.1	12.3	12.6	12.8	13.4
Variations with the observer position at spacings:											
S = 1.0H	+ 0.2 / - 0.3					+ 0.2 / - 0.3					
1.5H	+ 0.4 / - 0.2					+ 0.4 / - 0.2					
2.0H	+ 0.2 / - 0.2					+ 0.2 / - 0.2					

CIE Pub.117 Corrected 2360 lm Total Lamp Luminous Flux.(8log(F/F0) = 3.0)

C Range: 0 - 360DEG  
C Interval: 15.0DEG  
Test Speed: HIGH  
Temperature:25.3DEG  
Operators:ZhangXiao  
Test Date:2016-08-16

γ Range: 0 - 180DEG  
γ Interval: 1.0DEG  
Test System:EVERFINE GO-2000B\_V1 SYSTEM V2.0.265  
Humidity:65.0%  
Test Distance:6.590m [K=1.0000]  
Remarks:

### UTILIZATION FACTORS TABLE

Test:U:226.5V I:0.1270A P:27.70W PF:0.9600 Lamp Flux:2360.07x1 lm		
NAME:	TYPE:	WEIGHT:
DIM.:	SPEC.:	SERIAL No.:
MFR.: Rayconn	SUR.:	PROTECTION ANGLE:

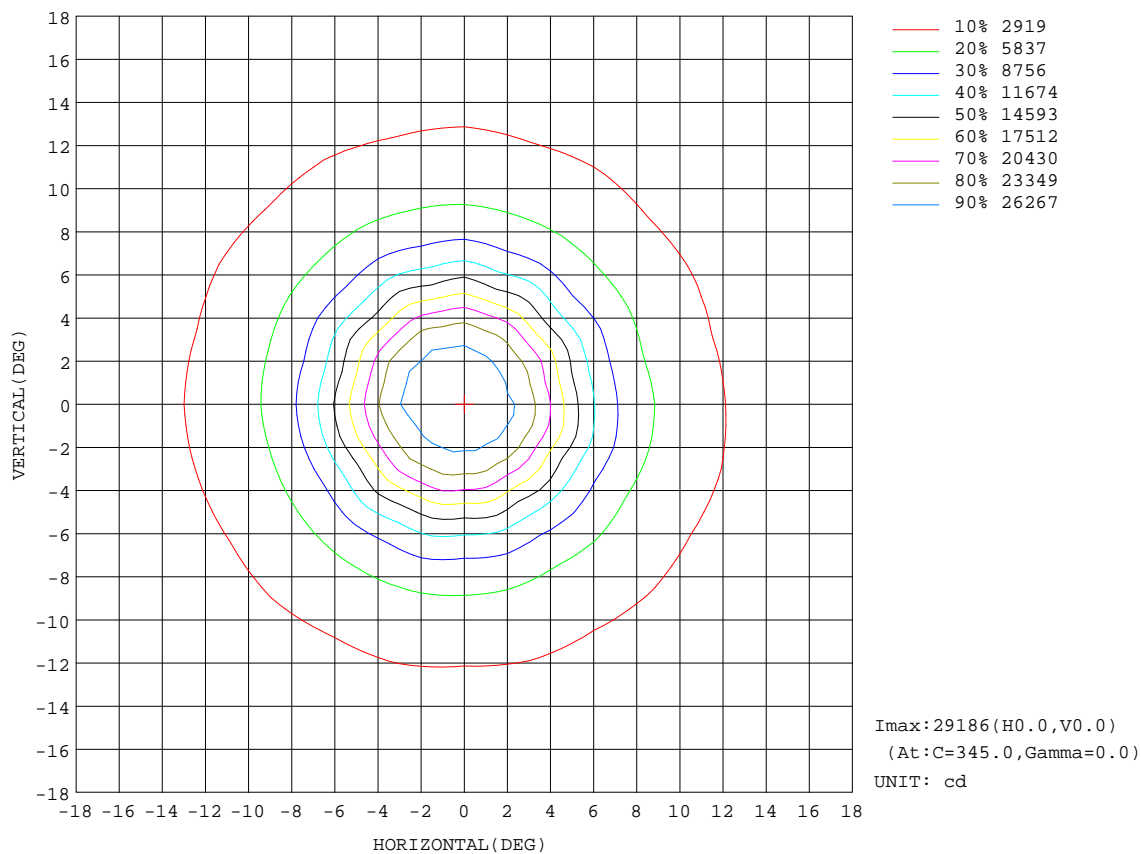
REFLECTANCE										
Ceiling	0.8	0.8	0.8	0.7	0.7	0.7	0.5	0.5	0.5	0
Walls	0.7	0.5	0.3	0.7	0.5	0.3	0.7	0.5	0.3	0
Working plane	0.2	0.2	0.2	0.2	0.2	0.2	0.2	0.2	0.2	0
ROOM INDEX	UTILIZATION FACTORS(PERCENT) $k(RI) \times RCR = 5$									
$k = 0.60$	89	83	79	88	83	79	87	82	79	76
0.80	96	90	87	95	90	87	94	89	86	83
1.00	100	94	91	99	94	91	97	93	90	86
1.25	103	98	95	102	98	95	100	96	94	89
1.50	106	101	98	104	100	97	102	99	96	91
2.00	108	104	101	107	103	100	104	101	98	93
2.50	110	106	103	108	105	102	105	102	100	93
3.00	111	108	105	109	106	104	106	103	101	94
4.00	113	111	108	111	109	107	107	105	104	96
5.00	115	112	111	112	110	109	108	106	105	97
ROOM INDEX	UF(total)									Direct
According to DIN EN 13032-2 2004			Suspended					SHRNOM = 1.25		

C Range: 0 - 360DEG  
C Interval: 15.0DEG  
Test Speed: HIGH  
Temperature:25.3DEG  
Operators:ZhangXiao  
Test Date:2016-08-16

$\gamma$  Range: 0 - 180DEG  
 $\gamma$  Interval: 1.0DEG  
 $\gamma$  Test System:EVERFINE GO-2000B\_V1 SYSTEM V2.0.265  
Humidity:65.0%  
Test Distance:6.590m [K=1.0000]  
Remarks:

### ISOCANDELA DIAGRAM

Test:U:226.5V I:0.1270A P:27.70W PF:0.9600 Lamp Flux:2360.07x1 lm		
NAME:	TYPE:	WEIGHT:
DIM.:	SPEC.:	SERIAL No.:
MFR.: Rayconn	SUR.:	PROTECTION ANGLE:

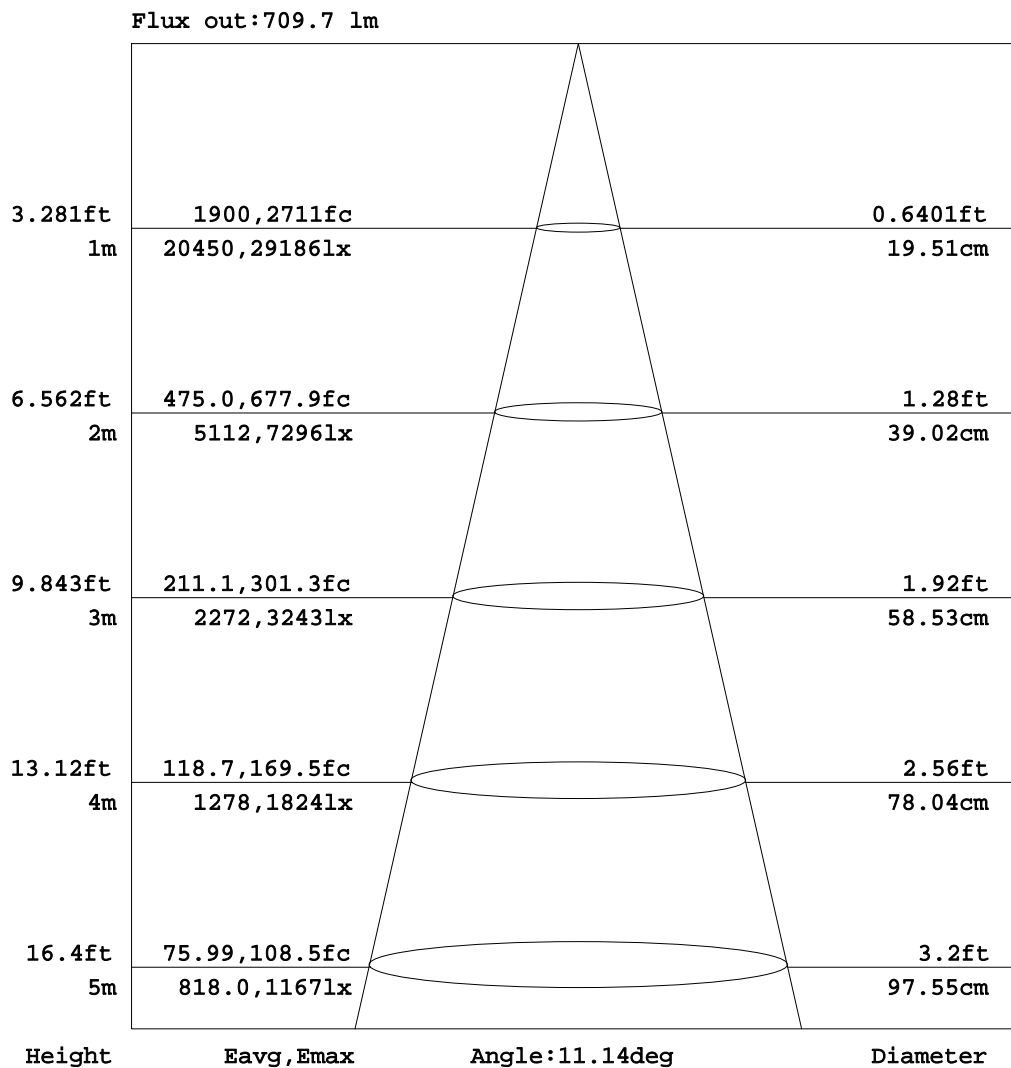


C Range: 0 - 360DEG  
C Interval: 15.0DEG  
Test Speed: HIGH  
Temperature:25.3DEG  
Operators:ZhangXiao  
Test Date:2016-08-16

γ Range: 0 - 180DEG  
γ Interval: 1.0DEG  
Test System:EVERFINE GO-2000B\_V1 SYSTEM V2.0.265  
Humidity:65.0%  
Test Distance:6.590m [K=1.0000]  
Remarks:

### AAI Figure

Test:U:226.5V I:0.1270A P:27.70W PF:0.9600 Lamp Flux:2360.07x1 lm		
NAME:	TYPE:	WEIGHT:
DIM.:	SPEC.:	SERIAL No.:
MFR.: Rayconn	SUR.:	PROTECTION ANGLE:



Note:The Curves indicate the illuminated area and the average illumination when the luminaire is at different distance.

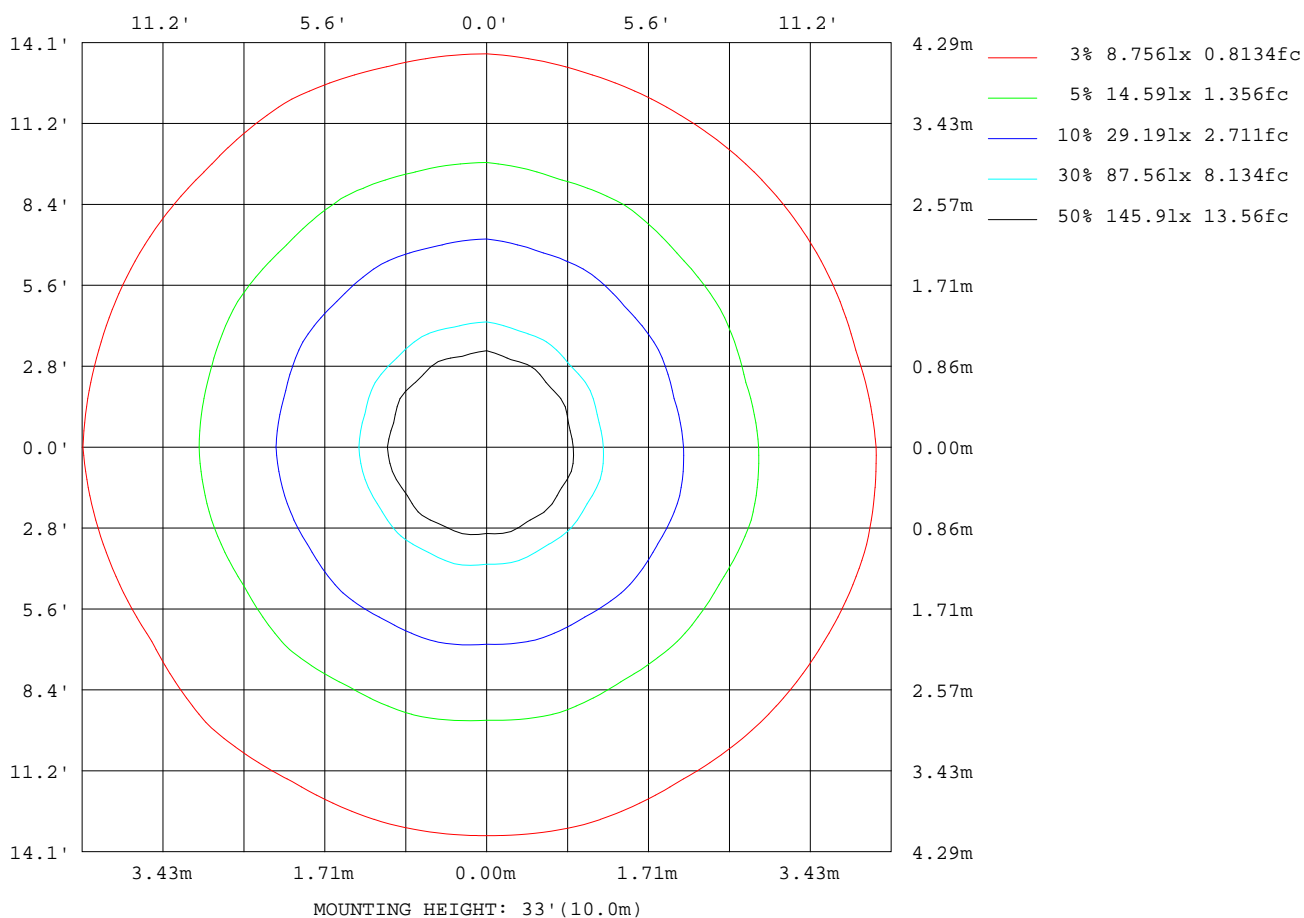
C Range: 0 - 360DEG  
C Interval: 15.0DEG  
Test Speed: HIGH  
Temperature:25.3DEG  
Operators:ZhangXiao  
Test Date:2016-08-16

γ Range: 0 - 180DEG  
γ Interval: 1.0DEG  
Test System:EVERFINE GO-2000B\_V1 SYSTEM V2.0.265  
Humidity:65.0%  
Test Distance:6.590m [K=1.0000]  
Remarks:



### ISOLUX DIAGRAM

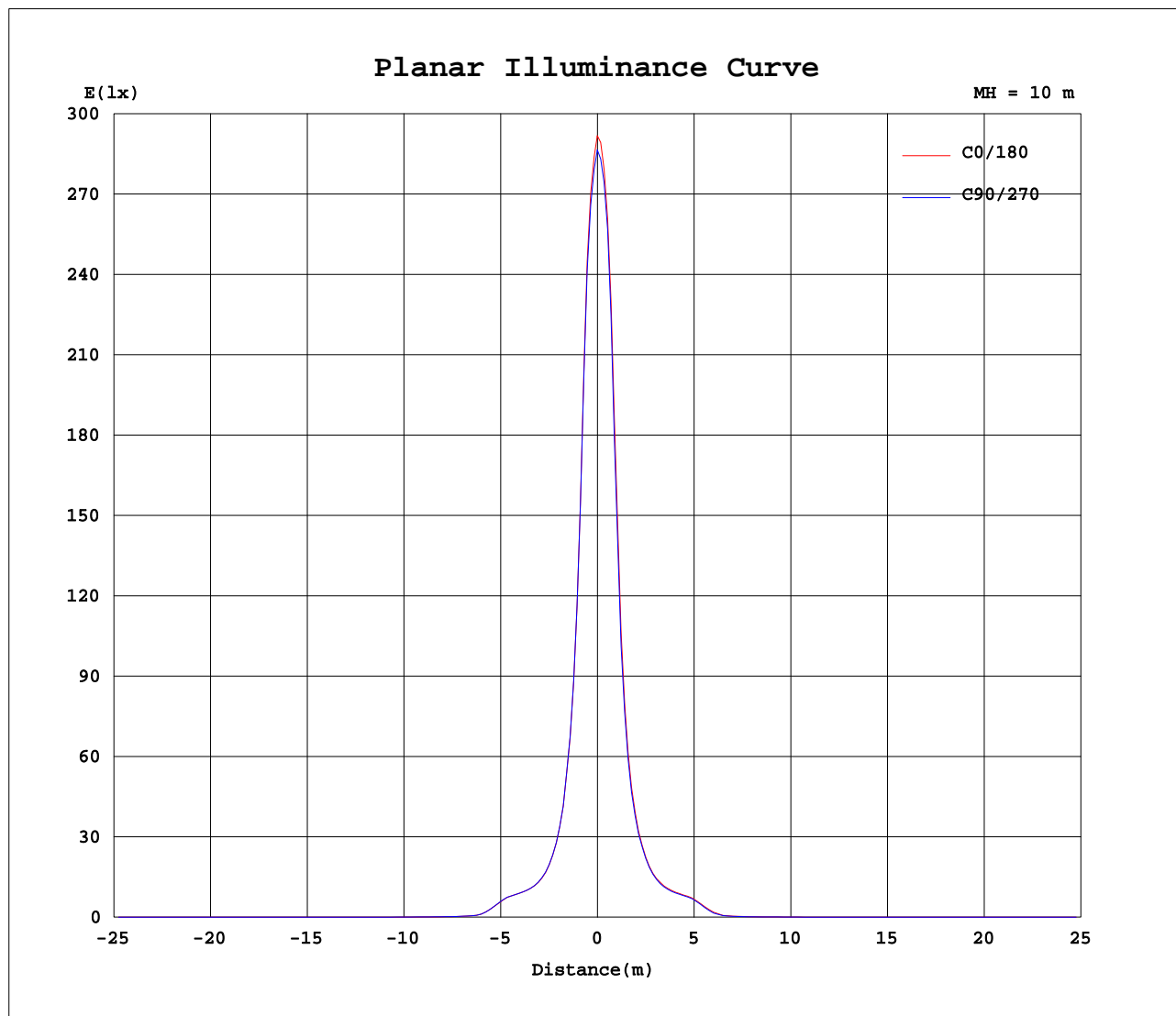
Test:U:226.5V I:0.1270A P:27.70W PF:0.9600 Lamp Flux:2360.07x1 lm		
NAME:	TYPE:	WEIGHT:
DIM.:	SPEC.:	SERIAL No.:
MFR.: Rayconn	SUR.:	PROTECTION ANGLE:



C Range: 0 - 360DEG  
C Interval: 15.0DEG  
Test Speed: HIGH  
Temperature: 25.3DEG  
Operators: ZhangXiao  
Test Date: 2016-08-16

γ Range: 0 - 180DEG  
γ Interval: 1.0DEG  
Test System: EVERFINE GO-2000B\_V1 SYSTEM V2.0.265  
Humidity: 65.0%  
Test Distance: 6.590m [K=1.0000]  
Remarks:

## Planar Illuminance Curve



C Range: 0 - 360DEG  
C Interval: 15.0DEG  
Test Speed: HIGH  
Temperature: 25.3DEG  
Operators: ZhangXiao  
Test Date: 2016-08-16

$\gamma$  Range: 0 - 180DEG  
 $\gamma$  Interval: 1.0DEG  
Test System: EVERFINE GO-2000B\_V1 SYSTEM V2.0.265  
Humidity: 65.0%  
Test Distance: 6.590m [K=1.0000]  
Remarks:

# LUMINOUS DISTRIBUTION INTENSITY DATA

Test:U:226.5V I:0.1270A P:27.70W PF:0.9600 Lamp Flux:2360.07x1 lm																			
NAME:										TYPE:					WEIGHT:				
DIM.:										SPEC.:					SERIAL No.:				
MFR.: Rayconn										SUR.:					PROTECTION ANGLE:				

Table--1

UNIT: ×10cd

C(DEG) γ (DEG)	0	15	30	45	60	75	90	105	120	135	150	165	180	195	210	225	240	255	270
0	2872	2872	2872	2872	2872	2872	2872	2872	2872	2872	2872	2872	2872	2872	2872	2872	2872	2872	2872
5	1543	1615	1505	1594	1505	1624	1565	1663	1659	1765	1755	1849	1853	1808	1876	1812	1864	1776	1808
10	428	440	426	439	426	444	436	462	457	481	473	493	500	490	516	499	513	483	490
15	183	188	182	186	183	190	188	195	194	203	201	207	209	206	212	206	213	206	209
20	120	122	120	121	120	123	122	124	123	126	124	127	128	127	127	125	128	126	126
25	98.3	100	99.1	99.7	98.1	101	100	101	100	103	101	104	104	103	103	102	103	102	102
30	30.5	31.8	28.7	30.6	28.2	31.7	30.2	33.7	33.2	38.2	36.9	42.2	43.3	43.2	45.5	41.7	42.4	38.1	39.2
35	6.85	6.59	6.61	6.59	6.73	6.77	7.04	7.14	7.20	7.25	7.51	7.56	7.55	7.30	7.61	7.19	7.13	6.89	6.83
40	3.52	3.47	3.45	3.55	3.52	3.58	3.72	3.85	3.78	3.78	3.81	3.89	3.78	3.74	3.82	3.72	3.55	3.33	3.46
45	1.81	1.80	1.74	1.89	1.95	2.08	2.07	2.15	2.04	2.09	2.10	2.17	2.11	2.04	2.16	2.10	2.12	1.99	2.10
50	1.08	1.07	1.04	1.05	1.06	1.07	1.05	1.04	1.03	1.05	1.06	1.08	1.05	1.03	1.01	0.99	0.98	0.97	0.97
55	0.92	0.91	0.89	0.89	0.89	0.89	0.88	0.87	0.86	0.86	0.87	0.88	0.84	0.84	0.83	0.82	0.80	0.79	0.80
60	0.87	0.86	0.84	0.84	0.84	0.84	0.83	0.82	0.82	0.82	0.82	0.82	0.79	0.79	0.78	0.77	0.76	0.76	0.76
65	0.86	0.84	0.83	0.84	0.84	0.83	0.82	0.82	0.81	0.82	0.82	0.82	0.78	0.78	0.77	0.78	0.76	0.76	0.76
70	0.81	0.81	0.80	0.80	0.80	0.80	0.79	0.79	0.79	0.79	0.80	0.79	0.76	0.76	0.75	0.76	0.75	0.75	0.75
75	0.74	0.74	0.73	0.73	0.73	0.73	0.72	0.72	0.72	0.73	0.73	0.73	0.71	0.72	0.71	0.71	0.70	0.70	0.70
80	0.69	0.69	0.68	0.68	0.68	0.68	0.68	0.68	0.68	0.69	0.69	0.69	0.67	0.67	0.66	0.66	0.66	0.66	0.66
85	0.61	0.62	0.60	0.60	0.60	0.60	0.60	0.61	0.61	0.64	0.62	0.62	0.63	0.63	0.62	0.63	0.62	0.63	0.62
90	0.48	0.49	0.48	0.48	0.47	0.48	0.48	0.48	0.49	0.53	0.50	0.50	0.58	0.58	0.58	0.58	0.58	0.58	0.58
95	0.35	0.36	0.35	0.35	0.35	0.36	0.36	0.36	0.36	0.40	0.38	0.37	0.58	0.58	0.58	0.58	0.58	0.58	0.58
100	0.30	0.30	0.30	0.30	0.30	0.30	0.30	0.30	0.30	0.31	0.30	0.30	0.58	0.58	0.58	0.58	0.58	0.59	0.58
105	0.37	0.37	0.37	0.37	0.37	0.37	0.37	0.36	0.37	0.36	0.36	0.36	0.59	0.59	0.59	0.59	0.59	0.59	0.59
110	0.48	0.48	0.48	0.48	0.48	0.47	0.48	0.47	0.48	0.47	0.47	0.47	0.62	0.62	0.61	0.61	0.61	0.61	0.61
115	0.53	0.53	0.53	0.53	0.53	0.53	0.53	0.53	0.53	0.53	0.53	0.52	0.65	0.65	0.65	0.65	0.64	0.65	0.65
120	0.59	0.58	0.59	0.59	0.59	0.58	0.59	0.58	0.58	0.58	0.58	0.57	0.70	0.70	0.70	0.70	0.70	0.70	0.70
125	0.70	0.70	0.71	0.70	0.71	0.70	0.70	0.69	0.70	0.68	0.69	0.68	0.81	0.81	0.80	0.81	0.80	0.81	0.81
130	0.9854	0.98	0.9908	0.98	0.99	0.97	0.98	0.96	0.96	0.94	0.95	0.93	1.03	1.03	1.02	1.03	1.02	1.03	1.03
135	1.39	1.39	1.39	1.38	1.39	1.38	1.38	1.36	1.36	1.34	1.35	1.33	1.38	1.38	1.36	1.38	1.36	1.38	1.38
140	1.66	1.66	1.66	1.66	1.66	1.66	1.65	1.65	1.65	1.64	1.64	1.63	1.66	1.66	1.65	1.66	1.65	1.66	1.66
145	1.81	1.81	1.81	1.81	1.81	1.81	1.80	1.80	1.80	1.79	1.80	1.79	1.83	1.83	1.82	1.82	1.82	1.82	1.82
150	1.91	1.91	1.90	1.91	1.90	1.91	1.90	1.90	1.90	1.90	1.90	1.89	1.93	1.93	1.92	1.93	1.92	1.93	1.93
155	1.98	1.98	1.98	1.98	1.98	1.98	1.98	1.98	1.98	1.97	1.97	1.97	2.00	2.00	1.99	2.00	1.99	2.00	1.99
160	2.03	2.03	2.02	2.03	2.02	2.03	2.02	2.03	2.03	2.02	2.02	2.02	2.04	2.04	2.03	2.03	2.03	2.04	2.03
165	2.05	2.06	2.05	2.05	2.05	2.06	2.05	2.06	2.06	2.05	2.06	2.05	2.06	2.06	2.05	2.05	2.05	2.06	2.06
170	2.03	2.04	2.03	2.04	2.03	2.04	2.04	2.05	2.05	2.05	2.05	2.05	2.06	2.06	2.05	2.05	2.05	2.06	2.06
175	1.87	1.88	1.87	1.88	1.88	1.90	1.90	1.91	1.91	1.91	1.91	1.91	1.95	1.95	1.95	1.95	1.95	1.95	1.95
180	1.75	1.76	1.75	1.77	1.76	1.78	1.77	1.78	1.78	1.78	1.77	1.76	1.76	1.75	1.76	1.76	1.77	1.77	1.77

C Range: 0 - 360DEG  
C Interval: 15.0DEG  
Test Speed: HIGH  
Temperature:25.3DEG  
Operators:ZhangXiao  
Test Date:2016-08-16

γ Range: 0 - 180DEG  
γ Interval: 1.0DEG  
Test System:EVERFINE GO-2000B\_V1 SYSTEM V2.0.265  
Humidity:65.0%  
Test Distance:6.590m [K=1.0000]  
Remarks:

# LUMINOUS DISTRIBUTION INTENSITY DATA

Test:U:226.5V I:0.1270A P:27.70W PF:0.9600 Lamp Flux:2360.07x1 lm		
NAME:	TYPE:	WEIGHT:
DIM.:	SPEC.:	SERIAL No.:
MFR.: Rayconn	SUR.:	PROTECTION ANGLE:

Table--2

UNIT: x10cd

C(DEC) γ (DEC)	285	300	315	330	345														
0	2872	2872	2872	2872	2872														
5	1691	1714	1595	1669	1532														
10	460	466	437	447	423														
15	198	198	187	188	181														
20	123	124	121	121	120														
25	101	99.8	100	99.9	98.7														
30	35.7	37.2	33.7	34.6	31.0														
35	7.08	7.16	7.16	7.03	6.94														
40	3.64	3.83	3.80	3.77	3.60														
45	2.06	2.14	1.98	1.97	1.81														
50	0.97	0.99	1.00	1.01	1.02														
55	0.81	0.82	0.84	0.85	0.86														
60	0.77	0.78	0.79	0.80	0.82														
65	0.77	0.77	0.79	0.79	0.81														
70	0.76	0.75	0.77	0.77	0.78														
75	0.70	0.70	0.71	0.71	0.72														
80	0.66	0.66	0.67	0.66	0.67														
85	0.62	0.62	0.64	0.63	0.62														
90	0.58	0.58	0.60	0.59	0.58														
95	0.58	0.58	0.60	0.59	0.58														
100	0.58	0.58	0.59	0.59	0.58														
105	0.59	0.59	0.59	0.59	0.59														
110	0.61	0.61	0.62	0.62	0.62														
115	0.65	0.65	0.65	0.65	0.65														
120	0.70	0.70	0.71	0.71	0.71														
125	0.81	0.81	0.83	0.82	0.83														
130	1.04	1.04	1.06	1.06	1.07														
135	1.40	1.39	1.41	1.41	1.42														
140	1.67	1.67	1.68	1.68	1.69														
145	1.83	1.83	1.84	1.84	1.84														
150	1.93	1.93	1.94	1.94	1.94														
155	2.00	2.00	2.00	2.00	2.00														
160	2.04	2.04	2.04	2.04	2.04														
165	2.06	2.06	2.06	2.06	2.06														
170	2.06	2.06	2.05	2.05	2.05														
175	1.94	1.94	1.93	1.93	1.92														
180	1.78	1.78	1.77	1.77	1.76														

C Range: 0 - 360DEG  
C Interval: 15.0DEG  
Test Speed: HIGH  
Temperature:25.3DEG  
Operators:ZhangXiao  
Test Date:2016-08-16

γ Range: 0 - 180DEG  
γ Interval: 1.0DEG  
Test System:EVERFINE GO-2000B\_V1 SYSTEM V2.0.265  
Humidity:65.0%  
Test Distance:6.590m [K=1.0000]  
Remarks: